

4

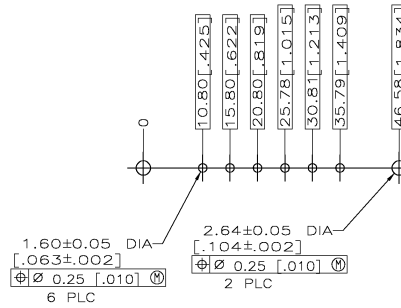
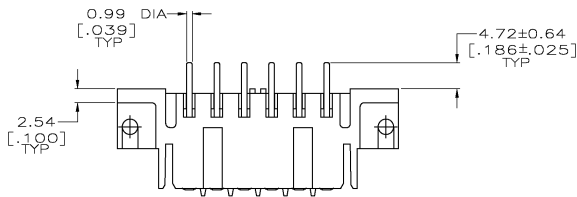
3

2

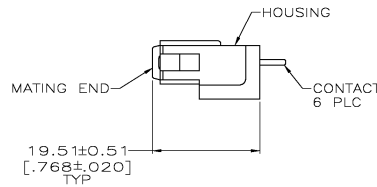
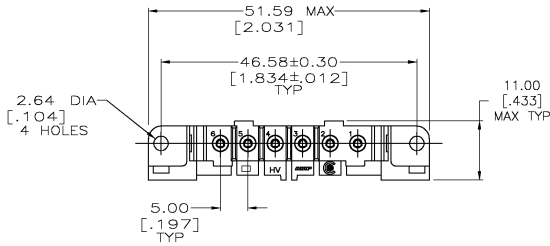
1

THIS DRAWING IS UNPUBLISHED.
 RELEASES FOR PUBLICATION
 © COPYRIGHT BY TYCO ELECTRONICS CORPORATION. ALL RIGHTS RESERVED.

LOC		DST		REVISIONS		
P	LTR	DESCRIPTION	DATE	OWN	APPD	
J		REVISED PER 0638-0179-05	4/21/05	SS	GS	



RECOMMENDED PC BOARD LAYOUT



- HOUSING MATERIAL: NYLON, RED.
- CONTACT MATERIAL: PHOSPHOR BRONZE.
- 3.81µm [.000150] MIN TIN-LEAD OVER 1.27µm [.000050] MIN NICKEL.
- 0.76µm [.000030] MIN GOLD FOR A LENGTH OF 5.08 [.200] MIN FROM MATING END, 3.81µm [.000150] MIN TIN-LEAD FOR A LENGTH OF 5.36 [.211] MIN FROM OPPOSITE END, BOTH OVER 1.27µm [.000050] MIN NICKEL.
- 3.81µm [.000150] MIN TIN OVER 1.27µm [.000050] MIN NICKEL.
- 0.76µm [.000030] MIN GOLD FOR A LENGTH OF 5.08 [.200] MIN FROM MATING END, 3.81µm [.000150] MIN TIN FOR A LENGTH OF 5.36 [.211] MIN FROM OPPOSITE END, BOTH OVER 1.27µm [.000050] MIN NICKEL.

△	207611-7
△	207611-6
△	207611-3
△	207611-1
△	CONTACT FINISH
△	PART NUMBER

THIS DRAWING IS A CONTROLLED DOCUMENT.		DN	06/07/92	Tyco Electronics Corporation Harrisburg, Pa 17105-3508
DIMENSIONS: mm [INCHES]		L SIDE	8-25-92	
MATERIAL		DR	8-25-92	SOCKET HEADER ASSEMBLY, 6 POSN, IN-LINE, METRIMATE
FINISH		STONE		
PRODUCT SPEC		APP		SIZE CASE CODE DRAWING NO
APPLICATION SPEC		RECD		A2 00779 C=207611
CUSTOMER DRAWING		SCALE	2:1	SHEET 1 of 1

AMP 1471-9 REV 31MAR2000

207611

A