

4

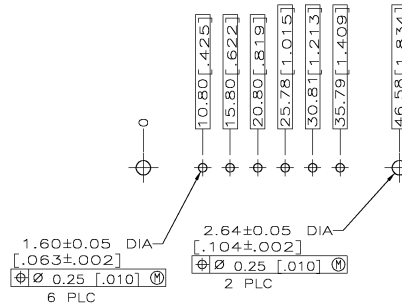
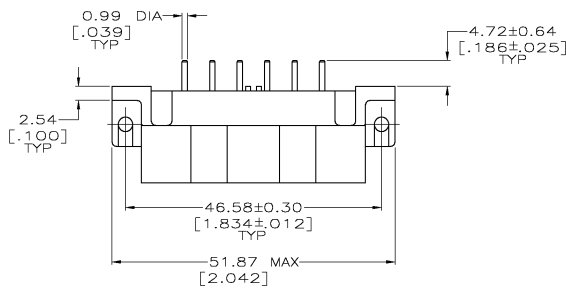
3

2

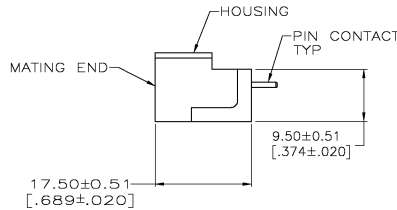
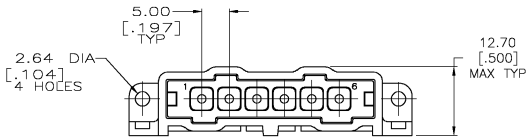
1

THIS DRAWING IS UNPUBLISHED. RELEASED FOR PUBLICATION  
 © COPYRIGHT BY TYCO ELECTRONICS CORPORATION. ALL RIGHTS RESERVED.

LOC		DIST		REVISIONS			
P	LTR	DESCRIPTION	DATE	OWN	APPD		
J		REVISED PER 0638-0167-05	3/9/05	SS	GS		



RECOMMENDED PC BOARD LAYOUT



- ▲ NYLON, RED.
- ▲ BRASS PER ASTM B36.
- ▲ 3.81um [.000150] MIN TIN-LEAD OVER 2.54um [.000100] MIN COPPER OR 1.27um [.000050] MIN NICKEL.
- ▲ 0.76um [.000030] MIN GOLD FOR A LENGTH OF 5.08 [.200] MIN FROM MATING END, 3.81um [.000150] MIN TIN-LEAD FOR A LENGTH OF 5.36 [.211] MIN FROM OPPOSITE END, BOTH OVER 1.27um [.000050] MIN NICKEL.
- ▲ 3.81um [.000150] MIN TIN OVER 2.54um [.000100] MIN COPPER OR 1.27um [.000050] MIN NICKEL.
- ▲ 0.76um [.000030] MIN GOLD FOR A LENGTH OF 5.08 [.200] MIN FROM MATING END, 3.81um [.000150] MIN TIN FOR A LENGTH OF 5.36 [.211] MIN FROM OPPOSITE END, BOTH OVER 1.27um [.000050] MIN NICKEL.

▲	207583-7
▲	207583-6
▲	207583-3
▲	207583-1
FINISH	PART NUMBER

THIS DRAWING IS A CONTROLLED DOCUMENT.		DN	9/21/92	Tyco Electronics Corporation Harrisburg, Pa 17105-3608	PIN HEADER ASSEMBLY, 6 POSN, IN-LINE, SMALL METRIC CONNECTOR, METRIMATE	RESTRICTED TO
DIMENSIONS: mm [INCHES]		L	7-24-92			
MATERIAL: HOUSING: ▲		PLC	7-24-92	A2 00779 ©=207583		SCALE: 2:1 SHEET 1 OF 1 REV J
FINISH: ▲		PLC	7-24-92	CUSTOMER DRAWING		

AMP 1431-9 REV 31MAR2000

207583

A