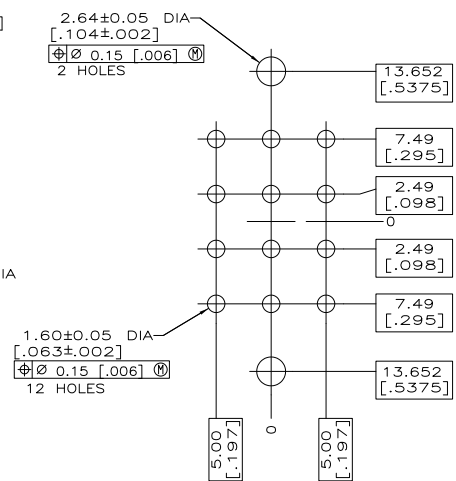
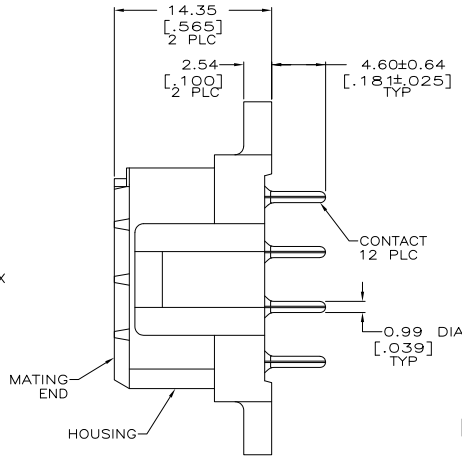
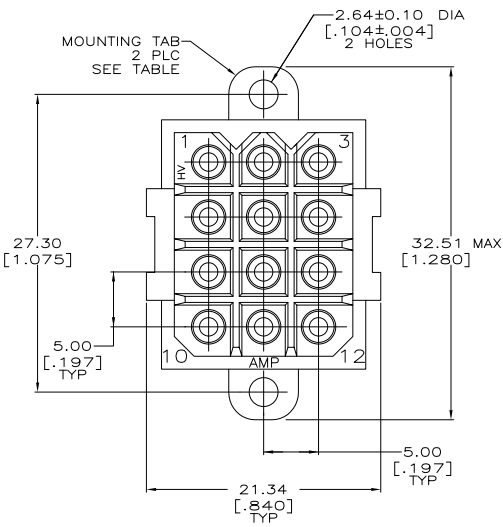


THIS DRAWING IS UNPUBLISHED. RELEASED FOR PUBLICATION. ALL RIGHTS RESERVED.

LOC	DIST	REVISIONS				
FT	0	P	LR	DATE	MIN	APD
		L1	REVISED PER ECO-11-004917	11MAR11	RK	HMR



RECOMMENDED LAYOUT

- ▲ NYLON, UL 94-VO RATED, RED.
- ▲ PHOSPHOR BRONZE.
- ▲ 3.81um [.000150] MIN TIN-LEAD OVER 1.27um [.000050] MIN NICKEL.
- ▲ 0.76um [.000030] MIN GOLD FOR A LENGTH OF 4.95 [.195] MIN FROM MATING END, 3.81um [.000150] MIN TIN-LEAD FOR A LENGTH OF 4.88 [.192] MIN ON OPPOSITE END, BOTH OVER 1.27um [.000050] MIN NICKEL.
- ▲ .000150 MIN TIN OVER .000050 MIN NICKEL.
- ▲ 0.76um [.000030] MIN GOLD FOR A LENGTH OF 4.95 [.195] MIN FROM MATING END, 3.81um [.000150] MIN TIN FOR A LENGTH OF 4.88 [.192] MIN ON OPPOSITE END, BOTH OVER 1.27um [.000050] MIN NICKEL.

CONTACT FINISH	MOUNTING TABS	PART NO
▲	NO	1-207528-0
▲	YES	207528-9
▲	NO	207528-8
▲	YES	207528-7
▲	NO	207528-4
▲	YES	207528-3
▲	NO	207528-2
▲	YES	207528-1

THIS DRAWING IS A CONTROLLED DOCUMENT.

DIMENSIONS: INCHES	REVISED DIMENSIONS OTHER THAN DIMENSIONS SHOWN	DATE	BY
		03/19/92	L. SHIP
		3-25-92	G. STONE
		3-25-92	A. TRAVIS
			108-10033
			APPLICATION SPEC
			HEIGHT
			SIZE CASE CODE DRAWING NO
			A2 00779 C-207528
			RESTRICTED TO
			CUSTOMER DRAWING
			SCALE 4:1 SHEET 1 of 1 REV L1

TE Connectivity

SOCKET HEADER ASSEMBLY, 12 POSITION, METRIMATE