

4

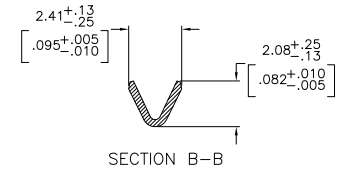
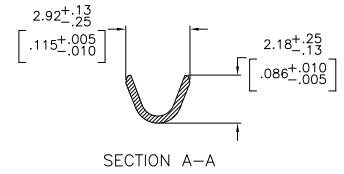
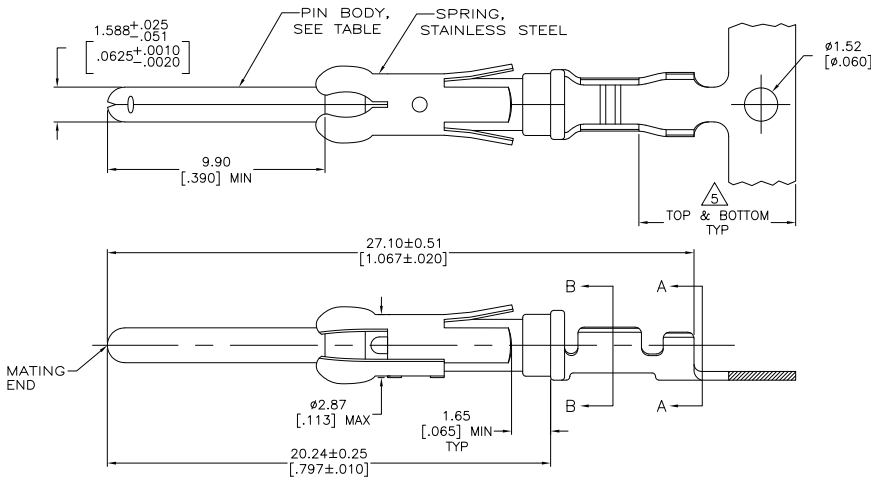
3

2

1

THIS DRAWING IS UNPUBLISHED. RELEASED FOR PUBLICATION. ALL RIGHTS RESERVED.

LOC	DIST	REVISIONS					
FT	0	F	LNK	DESCRIPTION	DATE	MIN	APD
		AU1		REVISED PER ECO-11-004587	11MAR11	RIK	HMR



- 1 REVERSE REELED FOR MINI-APPLICATOR.
- 2 0.76µm [.000030] MIN PRECIOUS METAL PLATE ON MATING END FOR A LENGTH OF 5.08 [.200] MIN OVER 1.27µm [.000050] MIN NICKEL. GOLD FLASH ALL OVER. CONFORMS TO THE REQUIREMENTS OF TE CONNECTIVITY PRODUCT SPEC 108-10042, BASED ON EIA/ECA-364-1000.01 ( CONTROLLED ENVIRONMENT APPLICATIONS ).
- 3 0.76µm [.000030] MIN PRECIOUS METAL PLATE ON MATING END FOR A LENGTH OF 5.08 [.200] MIN WITH A UNIFORM GRADIENT TO 0.25µm [.000010] MIN ON REMAINDER, OVER 1.27µm [.000050] MIN NICKEL PLATE. GOLD FLASH ALL OVER. CONFORMS TO THE REQUIREMENTS OF TE CONNECTIVITY PRODUCT SPEC 108-10042, BASED ON EIA/ECA-364-1000.01 ( CONTROLLED ENVIRONMENT APPLICATIONS ).
- 4 0.38µm [.000015] MIN GOLD PER MIL-G-45204 ON MATING END FOR A LENGTH OF 5.08 [.200] MIN WITH GOLD FLASH ON THE REMAINDER OVER 1.27µm [.000050] MIN NICKEL PER QQ-N-290.
- 5 GOLD PLATING NEED NOT APPEAR IN THIS AREA.
- 6 1.27µm [.000050] MIN GOLD PER MIL-G-45204 ON MATING END FOR A LENGTH OF 5.08 [.200] MIN WITH GOLD FLASH ON THE REMAINDER OVER 1.90µm [.000075] MIN NICKEL PER QQ-N-290.
- 7 1.27µm [.000050] MIN TIN-LEAD PER MIL-T-10727 OVER 1.27µm [.000050] MIN NICKEL PER QQ-N-290.
- 8 WIRE RANGE 24-20 AWG.
- 9 INSULATION RANGE 1.02[.040]-2.03[.080] DIA.
- 10 0.38µm [.000015] MIN GOLD PER MIL-G-45204 ON MATING END FOR A LENGTH OF 5.08 [.200] MIN, 1.27µm [.000050] MIN TIN-LEAD PER MIL-T-10727 FOR A LENGTH OF 5.69 [.224] MIN ON OPPOSITE END, BOTH OVER 1.27µm [.000050] MIN NICKEL PER QQ-N-290 ON ENTIRE CONTACT.
- 11 1.27µm [.000050] MIN TIN PER MIL-T-10727 OVER 1.27µm [.000050] MIN NICKEL PER QQ-N-290.
- 12 0.38µm [.000015] MIN GOLD PER MIL-G-45204 ON MATING END FOR A LENGTH OF 5.08 [.200] MIN, 1.27µm [.000050] MIN TIN FOR A LENGTH OF 5.69 [.224] MIN ON OPPOSITE END, BOTH OVER 1.27µm [.000050] MIN NICKEL PER QQ-N-290 ON ENTIRE CONTACT.
- 13 2.54µm [.000100] MIN SILVER OVER 0.76µm [.000030] MIN NICKEL PER QQ-N-290
- 14 OBSOLETE PARTS: OBSOLETE CIS STREAMLINING PER D.RENAUD/D.SINISI

14	OBSOLETE	1	1	BRASS	-	2-66102-8
		1	2	BRASS	-	2-66102-7
	STANDARD	1	1	BRASS	1-66103-8	2-66102-6
		1	1	BRASS	1-66103-8	2-66102-5
14	OBSOLETE	1	1	BRASS	1-66103-3	2-66102-3
	OBSOLETE	1	2	PHOSPHOR BRONZE	1-66103-2	2-66102-2
	OBSOLETE	1	1	PHOSPHOR BRONZE	1-66103-1	2-66102-1
	OBSOLETE	1	6	BRASS	1-66103-0	1-66102-7
		1	2	BRASS	66103-4	66102-9
		1	4	BRASS	66103-3	66102-8
		1	7	BRASS	66103-2	66102-7
		1	3	BRASS	66103-1	66102-6
	STANDARD	1	2	BRASS	66103-4	66102-4
	STANDARD	1	3	BRASS	66103-3	66102-3
	STANDARD	1	2	BRASS	66103-2	66102-2
	STANDARD	1	1	BRASS	66103-1	66102-1
	REELING	1	1	PIN BODY FINISH	LOOSE PIECE	PART NO

THIS DRAWING IS A CONTROLLED DOCUMENT.

11JUL03 V. FURLER  
11AUG03 C. STEINHAUER  
11AUG03 C. STEINHAUER

TE Connectivity  
PIN ASSEMBLY, .062, TYPE III+

APPLICATION SPEC: -  
WEIGHT: -

SIZE: A2 CASE CODE: 00779 DRAWING NO: C-66102  
CUSTOMER DRAWING SCALE: 8:1 SHEET: 1 of 1 REV: AU1