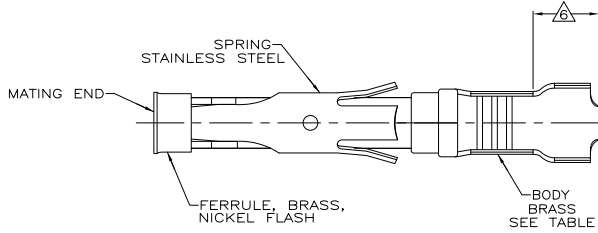
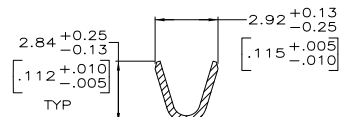
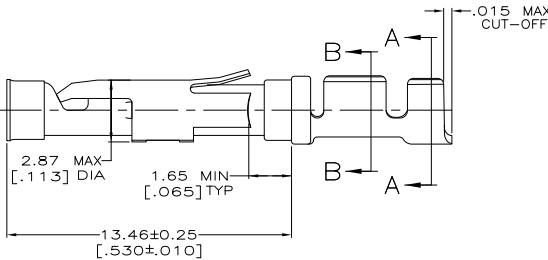


THIS DRAWING IS UNPUBLISHED.
 RELEASED FOR PUBLICATION
 ALL RIGHTS RESERVED.

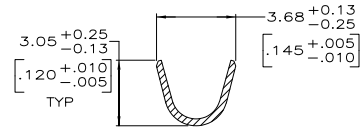
REV	DATE	DESCRIPTION	DATE	BY	APPD
1	D1	REVISED PER ECO-11-004587	11MAR11	RK	HMR



1.689±0.051 DIA
 [.0665±.0020]



SECTION B-B



SECTION A-A

- ⚠ 0.76µm [.000030] MIN GOLD PER MIL-G-45204 ON MATING END FOR A LENGTH OF 5.08 [.200] MIN WITH GOLD FLASH ON THE REMAINDER OVER 0.76µm [.000030] MIN NICKEL PER QQ-N-290.
- ⚠ 1.27µm [.000050] MIN TIN-LEAD PER MIL-T-10727 OVER 0.76µm [.000030] MIN NICKEL PER QQ-N-290.
- ⚠ 0.76µm [.000030] MIN GOLD PER MIL-G-45204 ON MATING END FOR A LENGTH OF 5.08 [.200] MIN WITH A UNIFORM GRADIENT TO 0.25µm [.000010] MIN GOLD PER MIL-G-45204 ON THE REMAINDER OVER 0.76µm [.000030] MIN NICKEL PER QQ-N-290.
- ⚠ 0.38µm [.000015] MIN GOLD PER MIL-G-45204 ON MATING END FOR A LENGTH OF 5.08 [.200] MIN WITH GOLD FLASH ON THE REMAINDER OVER 0.76µm [.000030] MIN NICKEL PER QQ-N-290.
- ⚠ 0.38µm [.000015] MIN GOLD PER MIL-G-45204 ON MATING END FOR A LENGTH OF 5.08 [.200] MIN, 1.27µm [.000050] MIN TIN-LEAD PER MIL-T-10727 FOR A LENGTH OF 5.69 [.224] MIN ON OPPOSITE END, BOTH OVER 1.27µm [.000050] MIN NICKEL PER QQ-N-290 ON ENTIRE CONTACT.
- ⚠ GOLD PLATING NOT REQUIRED IN THIS AREA.
- 7. WIRE RANGE 18-16 AWG.
 INSULATION RANGE 2.03[.080]-2.54[.100].
- ⚠ 1.27µm [.000050] MIN TIN PER MIL-T-10727 OVER 0.76µm [.000030] MIN NICKEL PER QQ-N-290.

SMALL PACK	⚠	1-66100-9	2-66101-0
STANDARD	⚠	1-66100-9	1-66101-9
SMALL PACK	⚠	66100-4	1-66101-8
SMALL PACK	⚠	66100-3	1-66101-7
SMALL PACK	⚠	66100-2	1-66101-6
SMALL PACK	⚠	66100-1	1-66101-5
OBSOLETE	⚠	1-66100-7	1-66101-4
STANDARD	⚠	66100-4	66101-4
STANDARD	⚠	66100-3	66101-3
STANDARD	⚠	66100-2	66101-2
STANDARD	⚠	66100-1	66101-1
PACKAGING TYPE	⚠	STRIP P/N	PART NO

THIS DRAWING IS A CONTROLLED DOCUMENT.		DATE	05/29/92	TE Connectivity	
DRAWN BY		DATE	6-11-92	TE Connectivity	
CHECKED BY		DATE	7-7-92	TE Connectivity	
DESIGNED BY		DATE		TE Connectivity	
DIMENSIONS:		TOLERANCES UNLESS OTHERWISE SPECIFIED:		PRODUCT SPEC	
mm [INCHES]		FRACTIONS		G. STEINHAUER	
Ø		FRACTIONS		APPLICATION SPEC	
HOLE		FRACTIONS		SIZE	
MATERIAL		FINISH		WEIGHT	
SEE CALLOUTS		SEE CALLOUTS		CUSTOMER DRAWING	
SCALE		8:1		SHEET 1 of 1	
DRAWING NO		A2 00779		REVISION	
CAGE CODE		C=66101		RESTRICTED TO	