THIS DRAWING IS UNPUBLISHED RELEASED FOR PUBLICATION 19 - -
© COPYRIGHT IN BY AMP INCORPORATED. ALL RIGHTS RESERVED.

CODE	PFXT
FX	55

REVISIONS

P	LTR	DESCRIPTION	DATE	DWN	APVD
	O	REV PER ECN 0K80-0062-00	31MAR2000	JRB	BAS
	O	REV PER EC 0K80-0140-03	29MAR2003	RGV	TJV
	O1	REV PER EC 0K80-0146-03	29MAR2003	RGV	TJV
	O2	REV PER EC 0K80-0409-03	01JAN2004	RGV	TJV

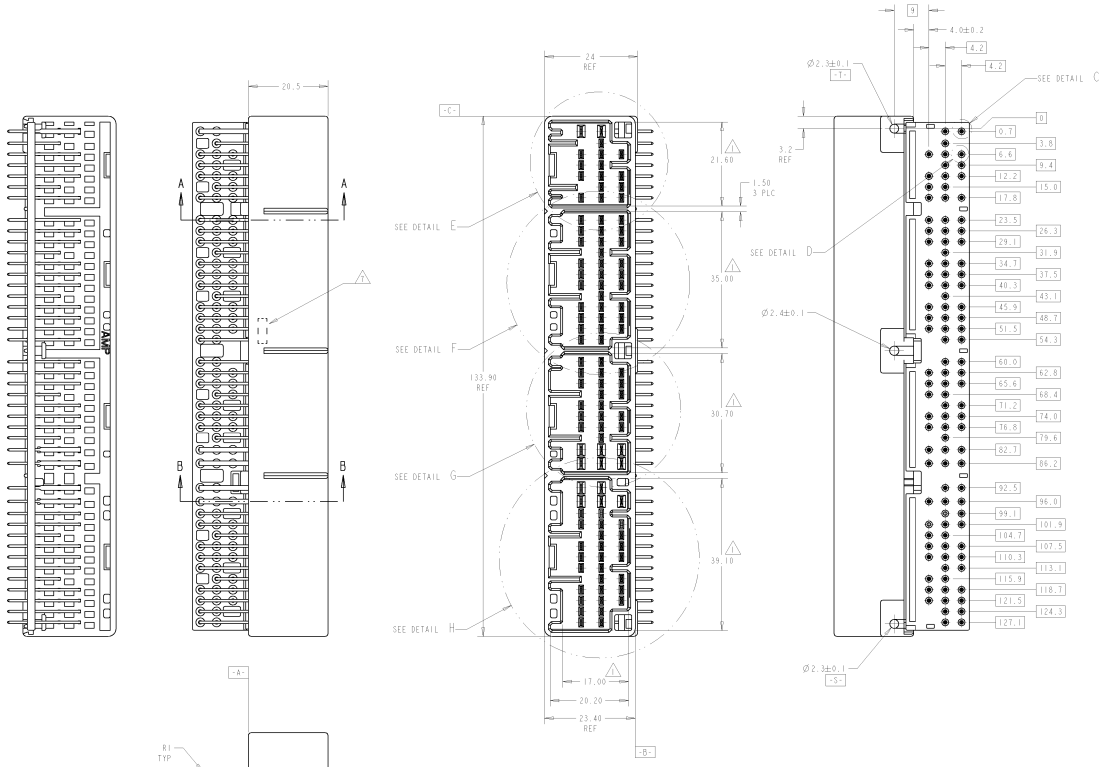

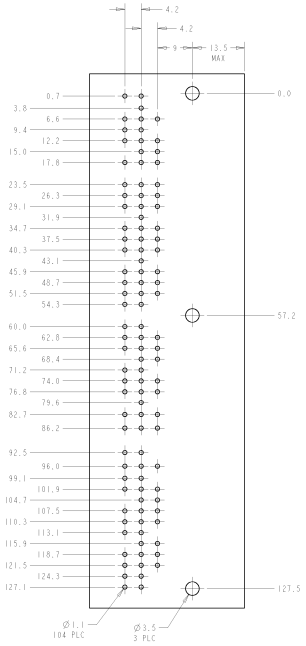

RECOMMENDED MOUNTING DIMENSIONS FOR PC BOARD

TOLERANCES: ±0.1

1. MUST BE MEASURED BETWEEN -W- AND 2.00 MM
2. MATING PLUG HOUSING PART NUMBERS: 179678, 179679, 179680, 179681
3. RECOMMENDED MOUNTING SCREW: 3MM DIA, 6MM LG MAX. PAN HD, CLASS 2 TAPPING SCREW SPECIFIED IN JIS B1115, B1112 TIGHTENING TORQUE: 0.4Nm (4Kg·cm) MAX.
4. FOR .040 TAB
5. FOR .070 TAB
6. MATING FINISH: .040 TABS - PREPLATED TIN
   .070 TABS - PREPLATED TIN
7. DATE CODE BY HOT STAMP
8. THIS PRODUCT IS PACKAGED IN RETURNABLE PACKAGING

HOUSING COLOR	PART NUMBER
GRAY	638250-6

THIS DRAWING IS CONSIDERED PROPRIETARY BY AMP INCORPORATED. REPRODUCTION OR DISTRIBUTION OF THIS DOCUMENT OR THE INFORMATION CONTAINED HEREIN IS PROHIBITED WITHOUT THE EXPRESS WRITTEN CONSENT OF TYCO ELECTRONICS CORP.

DIMENSIONS: mm

TOLERANCES UNLESS OTHERWISE SPECIFIED:
0 PLC ±0.15
1 PLC ±0.15
2 PLC ±0.15
3 PLC ±
4 PLC ±
ANGLES ±0°

MATERIAL: HOUSING: PBT CONTACT: BRASS

FINISH: 6

DWN J.R. BUSSARD	31MAR2000	AMP Incorporated Harrisburg, PA 17105-3608
CHK G. SMITH	31MAR2000	
APVD G. SMITH	31MAR2000	
PRODUCT SPEC 108-5441		NAME ASSY, CAP HOUSING, 104 POSN 040117070111 HD HYBRID I/O CONNECTOR
APPLICATION SPEC N/A		SIZE A1 CAGE CODE 00779 DRAWING NO C-638250
WEIGHT 50.73 GRAMS		
CUSTOMER DRAWING		SCALE 2:1 SHEET 1 OF 2 REV 02

AMP 4025 REV 01MAY94

Pro/ENGINEER DRAWING

Downloaded from Elcodis.com electronic components distributor

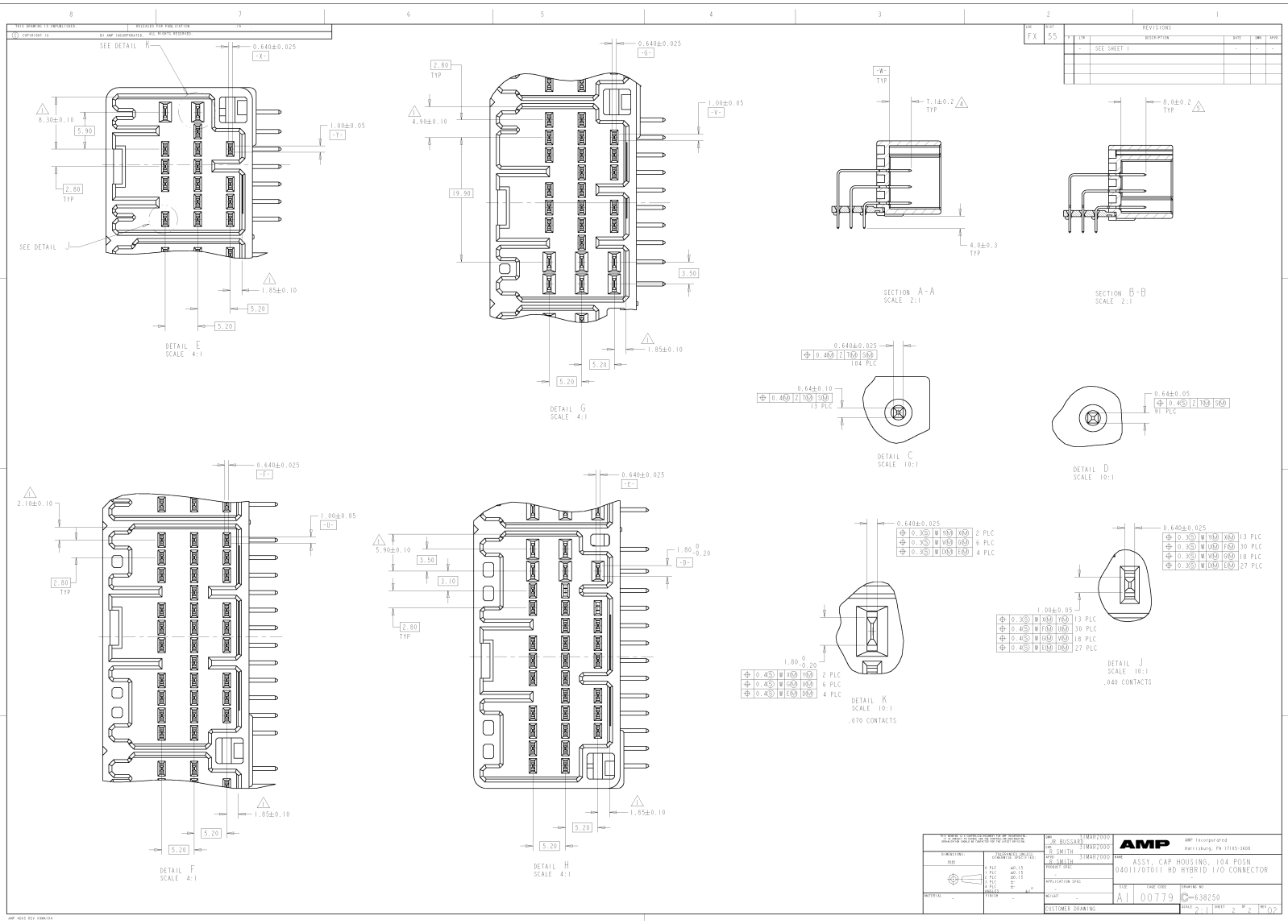

Downloaded from Elcodis.com electronic components distributor