

4

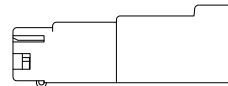
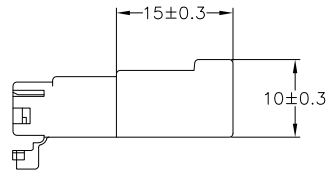
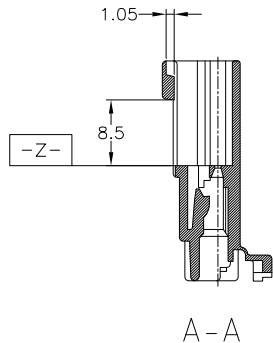
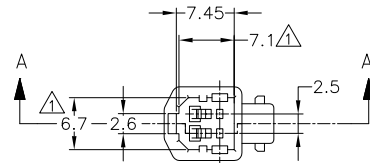
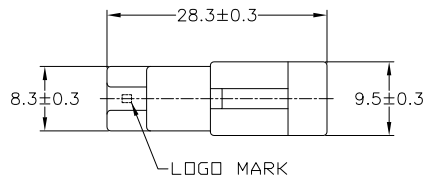
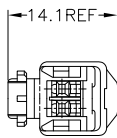
3

2

1

THIS DRAWING IS UNPUBLISHED. RELEASED FOR PUBLICATION
 © COPYRIGHT - By - ALL RIGHTS RESERVED.

LOC		DIST		REVISIONS				
				変更		DATE	DWN	APVD
P	LTR	DESCRIPTION		DATE	DWN	APVD		
	C2	REVISED PER ECO-11-005140		28MAR11	RK	HMR		



二重ロック時
 DOUBLE LOCKED

△ TO BE MEASURED WITHIN 2mm FROM [-Z-]
 2. APPLICABLE CONTACT PART NUMBER: 173682, 175206

△ [-Z-] 面から2mmの範囲で測定
 2. 適用端子型番: 173682, 175206

青 (BLUE)	174057-5
緑 (GREEN)	174057-4
黒 (BLACK)	174057-2
色 (COLOR)	製品型番 (PART NO.)

THIS DRAWING IS A CONTROLLED DOCUMENT.		DWN M. SUGAWARA 02AUG06	TE Connectivity	
DIMENSIONS: 単位: 種 mm		CHK K. BETSUI 02AUG06	2 POSITION CAP HOUSING 040SERIES MULTI-LOCK CONNECTOR	
TOLERANCES UNLESS OTHERWISE SPECIFIED: 一般公差		APVD K. BETSUI 02AUG06	NAME 名称	
TOLERANCE UNLESS OTHERWISE SPECIFIED: 一般公差		PRODUCT SPEC 製品規格 108-5352	RESTRICTED TO	
0 < x ≤ 10 : ±0.2 10 < x ≤ 30 : ±0.25 30 < x ≤ 100 : ±0.3 ANGLE : ±3°		APPLICATION SPEC 取付適用規格	SIZE A3	CAGE CODE 00779
MATERIAL 材料 PBT		FINISH 仕上	DRAWING NO 番号 174057	SCALE 尺度 2:1
		WEIGHT	SHEET 1 of 1	REV C2
		CUSTOMER DRAWING		