

4

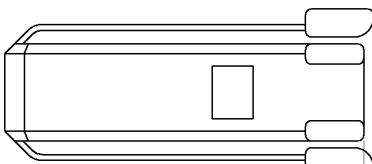
3

2

1

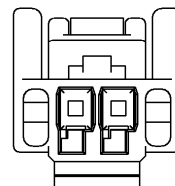
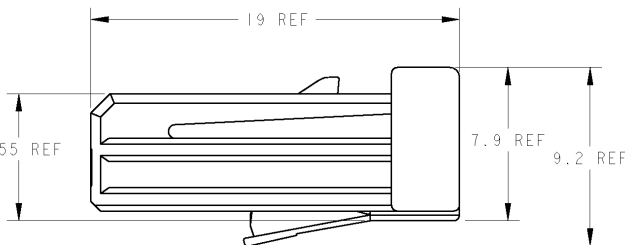
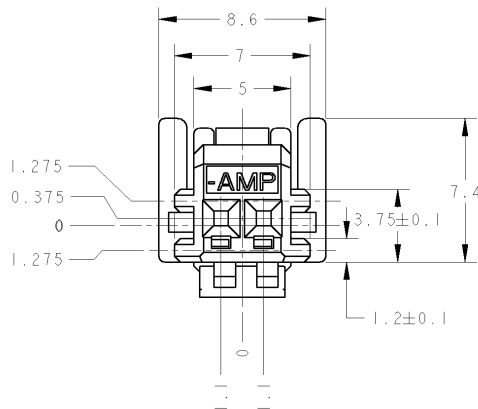
THIS DRAWING IS UNPUBLISHED. RELEASED FOR PUBLICATION
COPYRIGHT 20 BY TYCO ELECTRONICS CORPORATION. ALL RIGHTS RESERVED.

LOC	DIST	REVISIONS						
J	-	P	LTR	DESCRIPTION	ECN	DATE	DWN	APVD
		0		RELEASED	FJ00-1977-00	08FEB01	DM	NS
		01		REVISED	FJA0-0242-04	14APR04	AY	KB



1. INSTRUCTION SHEET ; 411-5933
2. DOUBLE LOCK SHOULD BE SET TO THE PRE-ASSEMBLY POSITION WITHIN THE PLUG HOUSING WHEN SHIPPED TO THE CUSTOMER.
3. DETAILS OF CAVITY ; SEE TABLE I

1. 取扱説明書 ; 411-5933
2. タプルロックは、仮係止状態で出荷される。
3. キャビティ構成は、TABLE-I参照。



NATURAL	1473143-2
BLACK	1473143-1
COLOR	PART NUMBER

TABLE-I

FINISH 仕上	POS 極数	APPLIED TERMINAL AMP P/N	適用端子	APPLICABLE WIRE RANGE 適用電線
SIGNAL 025	TIN	2	1123343-1	CAVS 0.22-0.5mm ² AVSS,CAVUS 0.3-0.5mm ² AVSSH-f 0.3-0.5mm ²

DIMENSIONS: mm		TOLERANCES UNLESS OTHERWISE SPECIFIED: ±0.3	
		0-PLC ±0.3	
		1-PLC ±0.1	
		2-PLC ±0.01	
		3-PLC ±0.001	
		4-PLC ±0.0001	
		ANGLES ±0.001°	
MATERIAL PBT GF15	FINISH #1	SEE TABLE	

OWN D. MATSUURA	07-Nov-00	 Tyco Electronics AMP K.K. Kawasaki, Japan
CHK T. KOHNO	07-Nov-00	
APVD N. SAI	07-Nov-00	NAME 025 SERIES CONNECTOR 2POSITION PLUG HOUSING
PRODUCT SPEC 108-5675	APPLICATION SPEC 114-5250	SIZE A3
WEIGHT 0.61g	CAGE CODE 00779	DRAWING NO C-1473143
CUSTOMER DRAWING		RESTRICTED TO -
SCALE 5:1		SHEET 1
		OF 1
		REV 01

AMP 1470-19 REV 31MAR2000

Proj/ENGINEER DRAWING