

DRAWING MADE IN THIRD ANGLE PROJECTION

3

2

1

LOC 37

THIS DRAWING IS UNPUBLISHED. RELEASED FOR PUBLICATION. © COPYRIGHT 19 BY AMP INCORPORATED, HARRISBURG, PA. ALL INTERNATIONAL RIGHTS RESERVED. AMP PRODUCTS MAY BE COVERED BY U.S. AND FOREIGN PATENTS AND/OR PATENTS PENDING.

PART No.	FIG.	A DIM
867157-1	I	.115 DIA.
867157-2	II	.170 DIA.

REVISIONS					
P	F	ZONE/LTR	DESCRIPTION	DATE	APPROVED
			RELEASED	WAS SK-01930A-2	RN 7/2/81 W.B.
			REV. ADDED DIM.		RN 7/2/81 W.B.

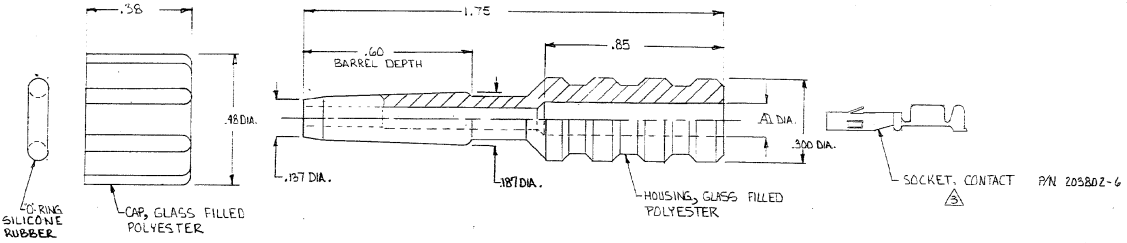
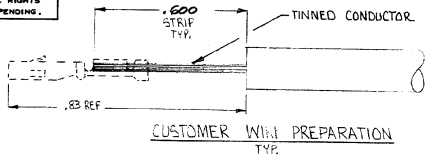


FIG. I

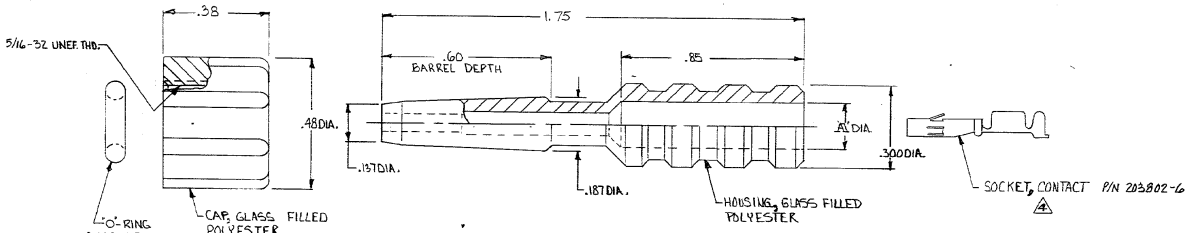


FIG. II

1. HAND TOOL: AMP 90260-1
2. EXTRACTION TOOL: AMP 91058-3
- ⚠ CONTACT TO ACCEPT #20-#22 AWG. WIRE, WITH MAX. INSULATION DIA. OF .105
- ⚠ CONTACT TO ACCEPT #20-#22 AWG. WIRE, WITH MAX. INSULATION DIA. OF .160
5. TO MATE WITH 867156 & 867158

UNLESS OTHERWISE SPECIFIED DIMENSIONS ARE IN INCHES. TOLERANCES ON: DECIMALS .XX ± .03 ANGLES MAX 2.015°		CONTRACT NO		PART NO	
MATERIAL		DR <i>AMP 7-6-81</i>		NAME	
FINISH		CHK		COMMERCIAL PLUG KIT	
		APPD <i>W. Kambou 7/2/81</i>		LGW	
		DSGN APPD		SIZE C	
		OTHER APPD		FSCM NO 00779	
				DRAWING NO 867157	
				SCALE	
				SHEET 1/1	

AMP 1471-6 REV 2-81

CUSTOMER DRAWING