THIS DRAWING IS UNPUBLISHED. RELEASED FOR PUBLICATION
© COPYRIGHT 2005 BY TYCO ELECTRONICS CORPORATION. ALL RIGHTS RESERVED.

UOC	DIST
AD	00

REVISIONS

P	LTR	DESCRIPTION	DATE	DRN	APVD
	U	REVISED PER ECN 0512-0287-05	10MAY06	JDP	AMS
	U1	REVISED PER ECO-09-021826	09JAN10	KK	AEG

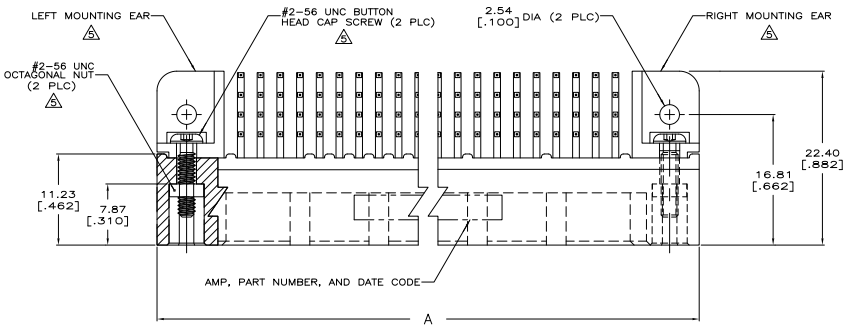

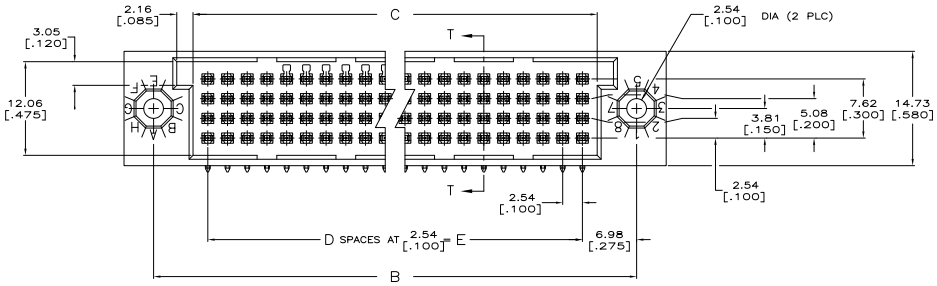

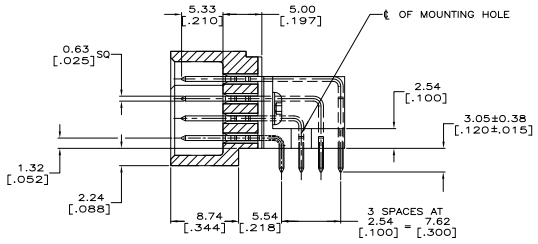

SECTION T–T

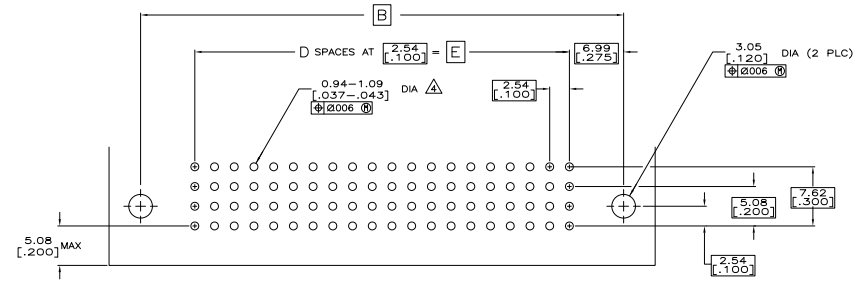

RECOMMENDED P.C. BOARD LAYOUT

THIS DRAWING IS A CONTROLLED DOCUMENT.

DIMENSIONS: mm [INCHES]

TOLERANCE UNLESS OTHERWISE SPECIFIED:
0 PLC ± –
1 PLC ± –
2 PLC ± –
3 PLC ± 0.13 [.005]
4 PLC ± –
ANGLES ± –

MATERIAL 1 2
FINISH 3

DR R.K. SEFRIED 05/14/90
CK G.SKIPPER 01/25/90
APD G.SKIPPER 01/25/90
PRODUCT SPEC –
APPLICATION SPEC –
WEIGHT –

CUSTOMER DRAWING

Tyco Electronics Corporation
Harrisburg, PA 17105-3608

NAME ASSY,HDI,4 ROW,RIGHT ANGLE PIN 3.05 [.120] LONG SOLDER TAILS, .00076 [.000030] GOLD PLATE

SIZE A1 CAGE CODE 00779 DRAWING NO C-533286 RESTRICTED TO –

SCALE 4:1 SHEET 1 OF 2 REV U1

AMP 4805 REV 31MR2000

Downloaded from Elcodis.com electronic components distributor

THIS DRAWING IS UNPUBLISHED. RELEASED FOR PUBLICATION -.-.-
© COPYRIGHT 2005 BY TYCO ELECTRONICS CORPORATION. ALL RIGHTS RESERVED.

UOC	DIST
AD	00

REVISIONS

P	LTR	DESCRIPTION	DATE	DWN	APVD
	–	SEE SHEET 1	–	–	–

1. HOUSING MATERIAL: THERMOPLASTIC, COLOR–BLACK.
2. CONTACT MATERIAL: PHOSPHOR BRONZE.
3. CONTACT FINISH: .00127–.00254 [.000050–.000100] NICKEL UNDERPLATE ALL OVER; .00076 [.000030] GOLD PLATE IN CONTACT AREA, TIN–LEAD PLATED SOLDER TAILS.
4. RIGHT ANGLE PIN RECOMMENDED P.C. BOARD HOLE SIZES ARE 0.94–1.09 [.037–.043]; RECOMMENDED PAD DIA IS 1.52 [.060].
5. MOUNTING EARS AND HARDWARE PURCHASED SEPARATELY, KIT PART NUMBER 533050–1.
6. DIMENSIONS IN BRACKETS ARE IN INCHES.
7. HOUSINGS WITH CENTER MOUNTING IS RECOMMENDED FOR ASSEMBLIES HAVING 75 CONTACTS PER ROW OR MORE.
8. PART NUMBER IS OBSOLETE.
9. OBSOLETE PARTS: OBSOLETE CIS STREAMLINING PER D.RENAUD/D.SINISI

	E	D	C	B	A	POSN	PART NUMBER
5	144.78 [5.700]	~~57~~	148.59 [5.850]	158.75 [6.250]	166.37 [6.550]	~~232~~	3–533286–5
5	134.62 [5.300]	~~53~~	138.43 [5.450]	148.59 [5.850]	156.21 [6.150]	~~216~~	3–533286–4
	–	–	–	–	–	–	3–533286–3
	–	–	–	–	–	–	3–533286–2
	–	–	–	–	–	–	3–533286–1
	–	–	–	–	–	–	3–533286–0
	–	–	–	–	–	–	2–533286–9
	–	–	–	–	–	–	2–533286–8
	–	–	–	–	–	–	2–533286–7
	–	–	–	–	–	–	2–533286–6
	–	–	–	–	–	–	2–533286–5
	–	–	–	–	–	–	2–533286–4
	–	–	–	–	–	–	2–533286–3
	–	–	–	–	–	–	2–533286–2
	–	–	–	–	–	–	2–533286–1
	–	–	–	–	–	–	2–533286–0
	–	–	–	–	–	–	1–533286–9
	–	–	–	–	–	–	1–533286–8
OBSOLETE	–	–	–	–	–	–	~~1–533286–7~~
	–	–	–	–	–	–	1–533286–6
5	93.98 [3.700]	~~37~~	97.79 [3.850]	107.95 [4.250]	115.57 [4.550]	~~152~~	1–533286–5
5	210.82 [8.300]	~~83~~	214.63 [8.450]	224.79 [8.850]	232.41 [9.150]	~~336~~	1–533286–4
7 5	200.66 [7.900]	~~79~~	204.47 [8.050]	214.63 [8.450]	222.25 [8.750]	~~320~~	1–533286–3
9 OBSOLETE	187.96 [7.400]	74	191.77 [7.550]	201.93 [7.950]	209.55 [8.250]	300	~~1–533286–2~~
5	175.26 [6.900]	~~69~~	179.07 [7.050]	189.23 [7.450]	196.85 [7.750]	~~280~~	1–533286–1
5	162.56 [6.400]	~~64~~	166.37 [6.550]	176.53 [6.950]	184.15 [7.250]	~~260~~	1–533286–0
	149.86 [5.900]	59	153.67 [6.050]	163.83 [6.450]	171.45 [6.750]	240	533286–9
5	137.16 [5.400]	~~54~~	140.97 [5.550]	151.13 [5.950]	158.75 [6.250]	~~220~~	533286–8
5	124.46 [4.900]	~~49~~	128.27 [5.050]	138.43 [5.450]	146.05 [5.750]	~~200~~	533286–7
	111.76 [4.400]	44	115.57 [4.550]	125.73 [4.950]	133.35 [5.250]	180	533286–6
	99.06 [3.900]	39	102.87 [4.050]	113.03 [4.450]	120.65 [4.750]	160	533286–5
5	86.36 [3.400]	~~34~~	90.17 [3.550]	100.33 [3.950]	107.95 [4.250]	~~140~~	533286–4
	78.74 [3.100]	31	82.55 [3.250]	92.71 [3.650]	100.33 [3.950]	128	533286–3
	73.66 [2.900]	29	77.47 [3.050]	87.63 [3.450]	95.25 [3.750]	120	533286–2
	60.96 [2.400]	24	64.77 [2.550]	74.93 [2.950]	82.55 [3.250]	100	533286–1

THIS DRAWING IS A CONTROLLED DOCUMENT.

DIMENSIONS: mm [INCHES]

TOLERANCE UNLESS OTHERWISE SPECIFIED: 0 PLC ± – ; 1 PLC ± – ; 2 PLC ± – ; 3 PLC ± 0.13 [.005] ; 4 PLC ± – ; ANGLES ± –

MATERIAL 1 2 ; FINISH 3

DR R.K. SEFRIED 09/14/99
CK G.SKIPPER 01/25/00
APD G.SKIPPER 01/25/00

PRODUCT SPEC –
APPLICATION SPEC –
WEIGHT –

CUSTOMER DRAWING

Tyco Electronics Corporation
Harrisburg, PA 17105–3608

NAME ASSY,HDI,4 ROW,RIGHT ANGLE PIN 3.05 [.120] LONG SOLDER TAILS, .00076 [.000030] GOLD PLATE

SIZE A1 CAGE CODE 00779 DRAWING NO C–533286 RESTRICTED TO –

SCALE 4:1 SHEET 2 OF 2 REV U1

AMP 4805 REV 31MM2000

Downloaded from Elcodis.com electronic components distributor