DRAWING MADE IN THIRD ANGLE PROJECTION

THIS DRAWING IS UNPUBLISHED. RELEASED FOR PUBLICATION .19 .

© COPYRIGHT 19 BY AMP INCORPORATED. ALL INTERNATIONAL RIGHTS RESERVED.

LOC	DIST	P	P	ZONE	LTR	DESCRIPTION	DATE	APPD
CM	54				G	REVISED PER EC 0730-0030-94	2-8-94	LS

REVISIONS

1. DIMENSIONS IN BRACKETS ARE IN INCHES.

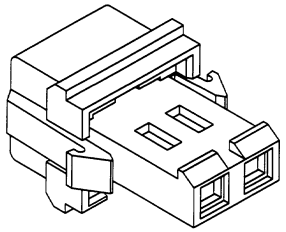

MTA 156 WIRE TO POST CONNECTOR WITH END CAP INSTALLED

(RECOMMENDED APPLICATION)

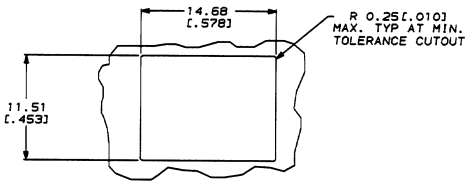

(PANEL THICKNESS = 1.57[.062]

RECOMMENDED PANEL CUTOUT

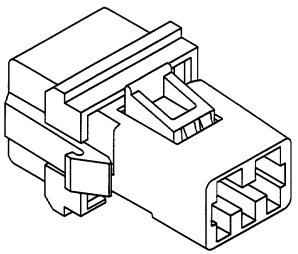

MTA 156 POSTED CONNECTOR WITH END CAP INSTALLED

(ALTERNATE APPLICATION)

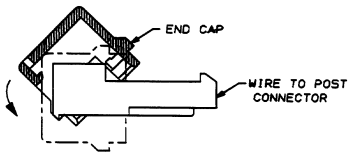

END CAP INSTALLATION METHOD

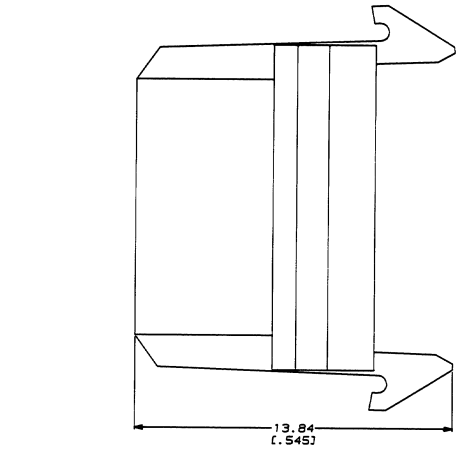

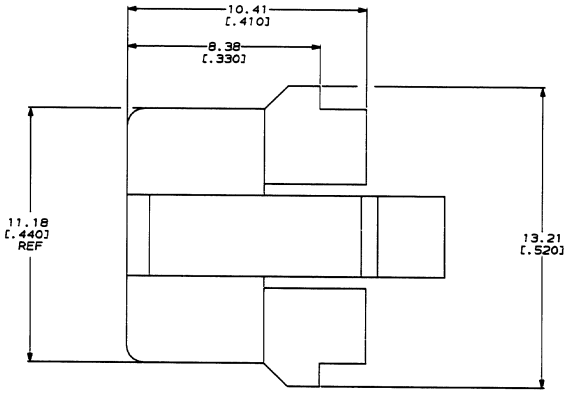

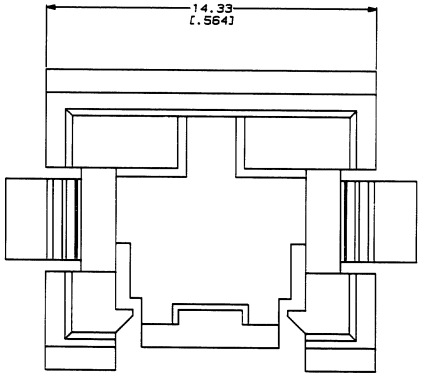

641533-1

PART NO

DO NOT SCALE PRINT.
UNLESS SPECIFIED
DIMENSIONS IN mm [INCHES]
TOLERANCES ON :
2 PLC DEC ± -
3 PLC DEC ± 0.13[.005]
ANGLES ± -

MATERIAL: NYLON, 94V-2 RATED, BLACK

FINISH: -

DR 9-17-93 K. SALMON
CHK 9-18-93 R. SWING
APPD 9-18-93 T. WERT
APPD 9-18-93 T. WERT
PRODUCT SPEC
APPLICATION SPEC -
WEIGHT -

AMP Incorporated
Harrisburg, PA 17105-3608

NAME: END CAP, PANEL MOUNTING, 2 POSITION, POSTED CONNECTOR, MTA-156

SIZE: D | CAGE CODE: 00779 | DRAWING NO: 641533

SCALE: 10:1 | SHEET: 1 OF 1

METRIC

CUSTOMER DRAWING

09 FEB 1994 15:40:10 AMPT0879 <[illegible]>DEPT3323>AMPT0879-U.CM-30

Downloaded from Elcodis.com electronic components distributor