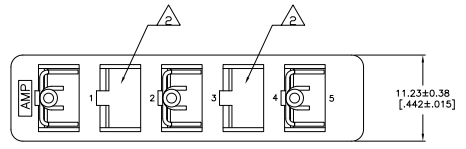
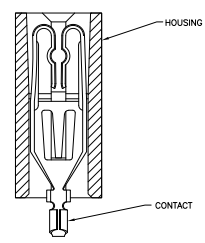
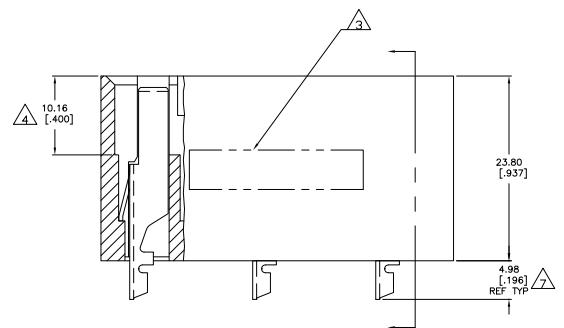
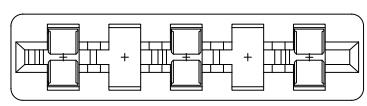
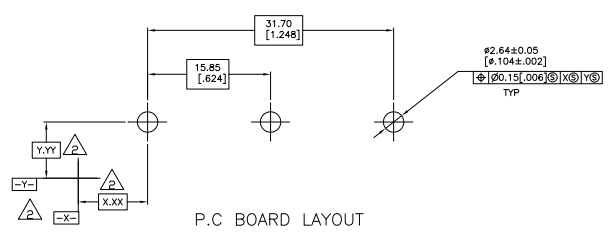


REV	DATE	DESCRIPTION	BY	CHK	APP
AD	00				
B	02-07-2013		RB	MM	



1. INSERT A 1.57[.062] THICK DUMMY PC BOARD INTO CARD SLOT DURING SOLDERING PROCESS.
- △ DATUMS AND DIMENSIONS ARE ESTABLISHED BY CUSTOMER.
- △ PART NUMBER AND DATE CODE(OPTIONAL), LOCATED APPROXIMATELY AS SHOWN.
- △ 400 DIMENSION REFERENCES CARD SLOT DEPTH.
- △ HOUSING—GLASS FILLED POLYESTER, WHITE.
CONTACTS—ALLOY CDA-195.
- △ CONTACTS—3.81 mm[.000150] MIN TIN-LEAD
OVER 0.76mm[.000300] MIN NICKEL.
- △ PIN LENGTH RECOMMENDED FOR USE WITH 3.18±0.51[.125±.020] THICK PRINTED CIRCUIT BOARD.
- △ CONTACTS—3.81 mm[.000150] MIN MATTE TIN
OVER 0.76mm[.000300] MIN NICKEL.



5-145339-1
 145339-1
 PART NO.

THIS DRAWING IS A CONTROLLED DOCUMENT.		DATE	REV	BY	CHK	APP
DATE	REV	BY	CHK	APP		
108-9045	1					
114-9005	1					
A100779	1					
CUSTOMER DRAWING						