THIS DRAWING IS UNPUBLISHED. RELEASED FOR PUBLICATION: ,19 .
© COPYRIGHT 19 BY AMP INCORPORATED. ALL RIGHTS RESERVED.

LOC	CHART
ES	00

REVISIONS

Y	LTR	DESCRIPTION	DATE	DRN	APVD
	0	RLSE -1 PER NPR 5307 WAS 95-2197-18-1	03-28-96	SK	SK
	A	REV PER EC 0020-0657-96	12/06/96	JR	RK
	C	REVISED PER ECR-10-002761	02/09/10	S.W	S.Y

1. COORDINATE DIMENSION APPLIES FROM CENTER OF ACTUAL FEATURE.
2. HOUSING: POLYPHTHALAMIDE, COLOR BLACK.
3. 2.54μm MIN TIN-LEAD ON SOLDER TAIL OVER 1.90μm MIN NICKEL ALL OVER.
4. CONTACTS: BRASS

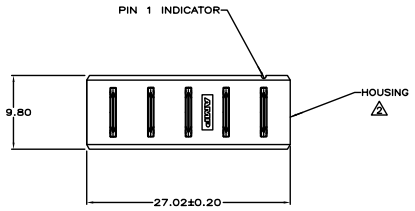

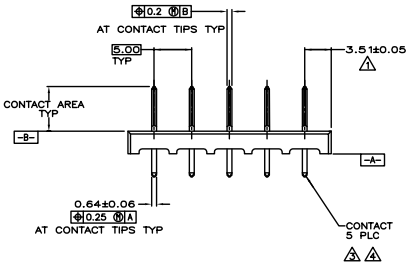

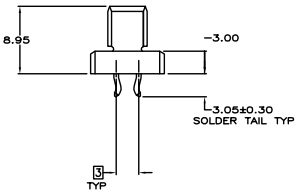

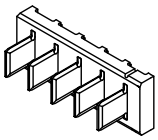

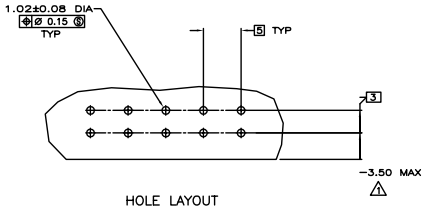

HOLE LAYOUT

787446-1
PART NO

THIS DRAWING IS UNPUBLISHED. RELEASED FOR PUBLICATION ,19 . COPYRIGHT 19 BY AMP INCORPORATED. ALL RIGHTS RESERVED.	DRN S.KLINE 03-28-96	Tyco Electronics Shanghai, P.R.China, 200233
	CHK S.KLINE 03-28-96	
DIMENSIONS: mm	APD S.KLINE 03-28-96	HEADER ASSEMBLY, VERTICAL, KEYLESS, 5mm ℄, 5 POSN, RETENTIVE SOLDER TAILS, BATTERY INTERCONNECT
TOLERANCES UNLESS OTHERWISE SPECIFIED: 2 PLC ±1°, 3 PLC ±0.13, 4 PLC ±0.08, 5 PLC ±0.05	PRODUCT SPEC 108-1501	
	APPLICATION SPEC 114-24005	SIZE A1 CAGE CODE 00779 DRAWING NO C-787446
MATERIAL SEE CALOUTS	FINISH SEE CALOUTS	WEIGHT -
	CUSTOMER DRAWING	SCALE 4:1 SHEET 1 OF 1 REV C

Downloaded from Elcodis.com electronic components distributor