THIS DRAWING IS UNPUBLISHED. RELEASED FOR PUBLICATION -.-.-
© COPYRIGHT - BY TYCO ELECTRONICS CORPORATION. ALL RIGHTS RESERVED.

UOC	DIST
AD	47

REVISIONS

P	LTR	DESCRIPTION	DATE	DRN	APVD
	U	REVISED PER EC 0512-0553-04	11NOV05	BL	DD
	U1	REVISED PER ECO-10-000443	18JAN10	KK	HMR

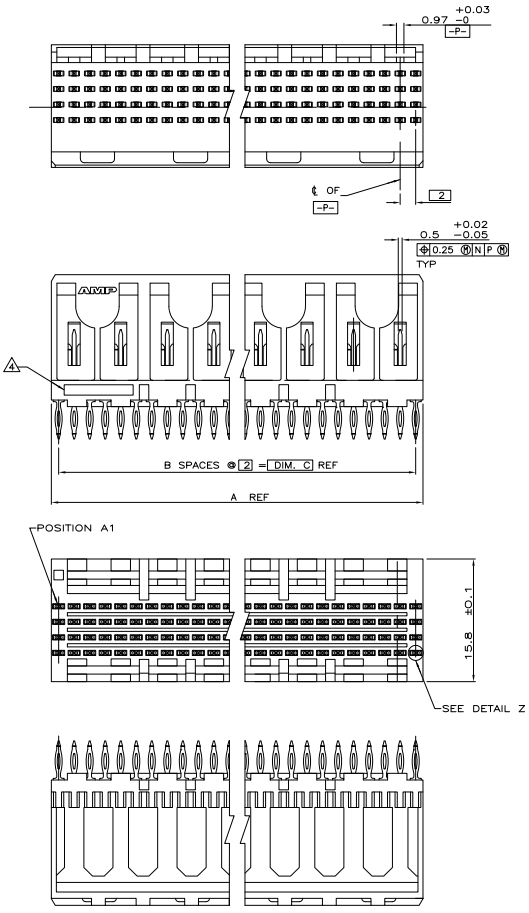

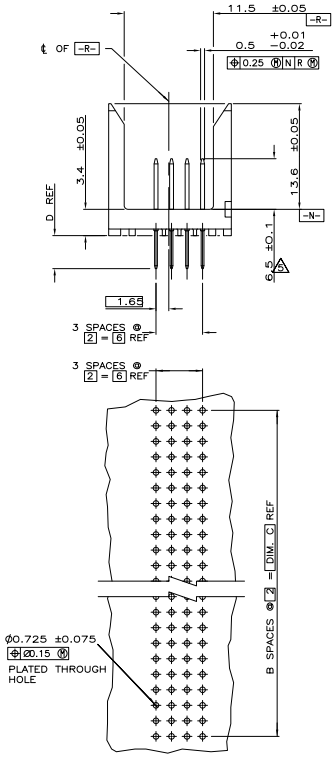

RECOMMENDED CIRCUIT PATTERN
PER IPC-D300 TYPE II, CLASS C
(COMPONENT SIDE)

1. HOUSING MATERIAL: LIQUID CRYSTAL POLYMER PER ASTM D5138 LCP000 G30A 32250, COLOR: NATURAL.
2. CONTACT MATERIAL: PHOSPHOR BRONZE.
3. CONTACT FINISH:
   UNDERPLATE (ENTIRE CONTACT):
   0.00127 MIN NICKEL.
   ON MATING SURFACES:
   CONFORMS TO ALL TESTING SPECIFIED FOR TELCORDIA UNCONTROLLED ENVIRONMENT.
   ON LEADS
   0.0006 MIN TIN-LEAD OVER UNDERPLATE.
   LUBRICATION (ENTIRE CONTACT):
   SURFACE CONDITIONER PER AMP SPEC 112-1002 AFTER PLATING.
4. PART MARKING PER AMP INCORPORATED SPECIFICATION 115-9009, LOCATED APPROXIMATELY AS SHOWN.
5. DIMENSION APPLIES WHEN SEATED ON PRINTED CIRCUIT BOARD.
6. OBSOLETE PARTS: OBSOLETE CIS STREAMLINING PER D.RENAUD/D.SINISI

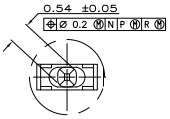

DETAIL Z
SCALE 20:1

	D	C	B	A	FINISH	NO OF POSN	PART NUMBER
OBSOLETE	4.25	34	17	35.88	3	72	1-536504-2
6	4.25	130	65	131.88	3	264	~~1-536504-1~~
OBSOLETE	4.25	106	53	107.88	3	216	~~1-536504-0~~
6 OBSOLETE	4.25	118	59	119.88	3	240	~~536504-9~~
OBSOLETE	4.25	70	35	71.88	3	144	536504-8
OBSOLETE	4.25	66	33	67.88	3	136	536504-7
	4.25	58	29	59.88	3	120	536504-6
6 OBSOLETE	4.25	82	41	83.88	3	168	~~536504-5~~
	4.25	94	47	95.88	3	192	536504-4
	4.25	46	23	47.88	3	96	536504-3
	4.25	22	11	23.88	3	48	536504-2
	4.25	10	5	11.88	3	24	536504-1

THIS DRAWING IS A CONTROLLED DOCUMENT.

DIMENSIONS: INCHES

TOLERANCE UNLESS OTHERWISE SPECIFIED: 0 PLC ± – ; 1 PLC ± – ; 2 PLC ± .13 ; 3 PLC ± – ; 4 PLC ± – ; ANGLE ± –

MATERIAL 1 FINISH 3

DRN D.R.BENDER 10/27/92
CHK D.BAECHTLE 02/18/93
APVD –
PRODUCT SPEC –
APPLICATION SPEC –
WEIGHT –

Tyco Electronics Corporation
Harrisburg, PA 17105-3608

NAME PIN ASSEMBLY, SIGNAL MODULE, Z-PACK 2mm FB, 2mm

SIZE A1 CAGE CODE 00779 DRAWING NO C-536504 RESTRICTED TO –

CUSTOMER DRAWING SCALE 4:1 SHEET 1 OF 1 REV U1

AMP 4805 REV 31MM2000

19DEC2005 11:20am us018845 H:\New Folder\536504_1_c.dwg

Downloaded from Elcodis.com electronic components distributor