THIS DRAWING IS UNPUBLISHED. RELEASED FOR PUBLICATION ,1998 .
© COPYRIGHT 1998 BY AMP INCORPORATED. ALL RIGHTS RESERVED.

LOC	DIST

REVISIONS 変更

P	LTR	DESCRIPTION	ECN	DATE	DWN	APVD
	O	RELEASED	FJ00-2315-98	24DEC'98	N.S	T.Y
	A	REVISED	FJ00-2093-99	6 DEC '99	N.S	T.S

-2 ; AS SHOWN

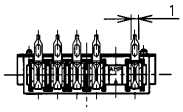

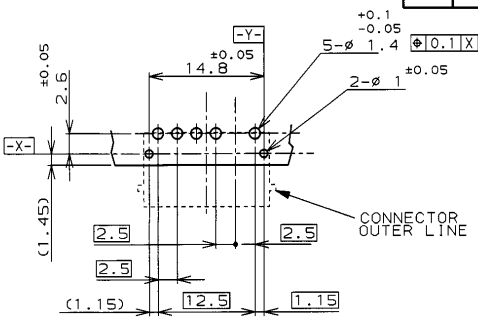

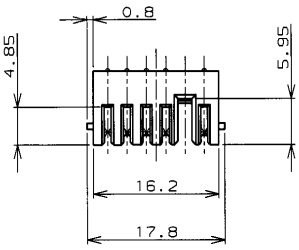

基板取付推奨寸法
REOMMENDED P.C.BOARD LAYOUT
P.C.BOARD THK 0.8~1.2
(VIEW FROM CONNECTOR MOUNTING SIDE)

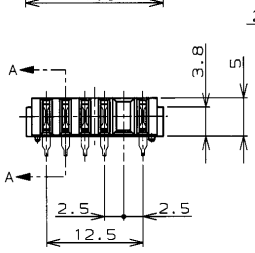

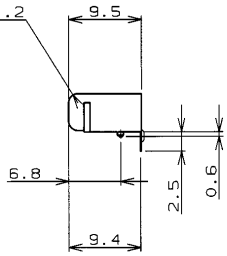

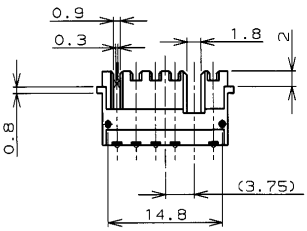

SECT A-A

注記

1. 材料 ハウジング : 熱可塑性樹脂 UL94V-0
   色 ; 黒
   コンタクト : 銅合金
2. 仕上げ コンタクト : Ni 下地めっき
   接触部 Pd-Niめっき
   接触部 Au フラシュめっき
   半田付け部 Sn-Pb めっき

NOTES

1. MATERIAL HOUSING : THERMOPLASTIC RESIN, UL94V-0
   COLOR ; BLACK
   CONTACT : COPPER ALLOY
2. FINISH CONTACT : Ni ALL OVER UNDER PL
   Pd-Ni PL. AT CONTACT AREA
   Au FLASH PL. AT CONTACT AREA
   TIN-LEAD PL. AT LEAD AREA

THIS DRAWING IS A CONTROLLED DOCUMENT FOR AMP INCORPORATED. IT IS SUBJECT TO CHANGE AND THE CONTROLLING ENGINEERING ORGANIZATION SHOULD BE CONTACTED FOR THE LATEST REVISION.

DIMENSIONS: 単位：ミリ mm

TOLERANCES UNLESS OTHERWISE SPECIFIED
一般公差
10以下 ; ±0.2
30以下 ; ±0.25
100以下 ; ±0.3
ANGLE ; ±3°

MATERIAL 材料 1

FINISH 仕上 2

DWN	N. SASAME	24/DEC/'98
CHK	S. ABE	24/DEC/'98
APVD	T. YAMADA	24/DEC/'98

PRODUCT SPEC 製品規格: 108-5652
APPLICATION SPEC 取付適用規格: T1
WEIGHT: T1

AMP 日本エー・エム・ピー株式会社 Kawasaki, Japan

NAME 名称: RECEPTACLE ASSEMBLY
FOR 2.5mm PITCH 2ND BATTERY CONNECTOR

SIZE	CAGE CODE	DRAWING NO 番号	RESTRICTED TO
A3	00779	C- 1318430	—

CUSTOMER DRAWING
SCALE 尺度 2:1 SHEET 1 OF 1 REV A

AMP1470-19 REV 10/93 /pers/old/e33763/u.2nd-battery/s.c-1318430.o

参考図面

Downloaded from Elcodis.com electronic components distributor