THIS DRAWING IS UNPUBLISHED. RELEASED FOR PUBLICATION
© COPYRIGHT - By - ALL RIGHTS RESERVED.

| LOC | DIST | REVISIONS | | | | |
|---|---|---|---|---|---|---|
| AD | 00 | P | LTR | DESCRIPTION | DATE | DWN | APVD |
| | | | B3 | REVISED PER ECO-11-005033 | 28MAR11 | RK | HMR |

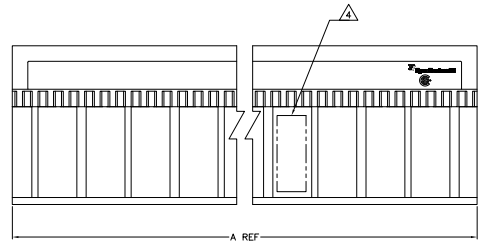


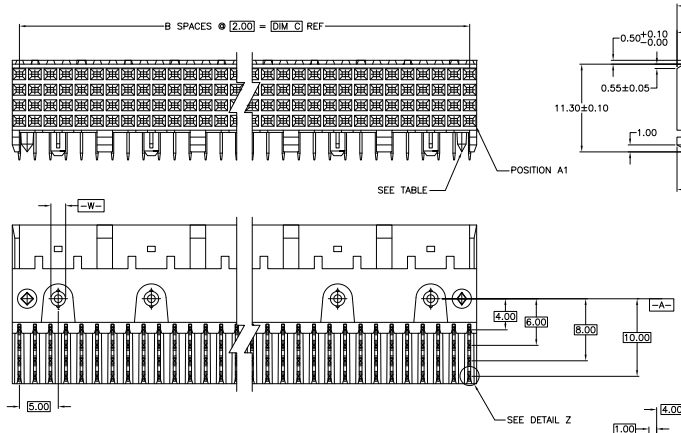


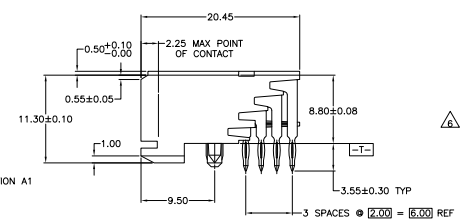


1. HOUSING MATERIAL: LIQUID CRYSTAL POLYMER PER ASTM D5138 LCP000 G30A 32250, COLOR: NATURAL.
2. CONTACT MATERIAL: PHOSPHOR-BRONZE.
3. CONTACT FINISH:
   UNDERPLATE (ENTIRE CONTACT) –
   0.00127 MIN NICKEL PER SAE-AMS-QQ-N-290.
   ON MATING SURFACES–
   CONFORMS TO ALL TESTING SPECIFIED FOR TELCORDIA UNCONTROLLED ENVIRONMENT
   ON LEADS–
   0.0006 MIN TIN PER ASTM B 545, OVER UNDERPLATE
   LUBRICATION (MIN MATING SURFACES)
   SURFACE CONDITIONER AFTER PLATING.
4. PART MARKING, LOCATED APPROXIMATELY AS SHOWN.
5. CONTACT FINISH:
   UNDERPLATE (ENTIRE CONTACT) –
   0.00127 MIN NICKEL PER SAE-AMS-QQ-N-290.
   ON MATING SURFACES–
   0.00076 MIN NICKEL OR COBALT HARDENED GOLD PER ASTM B-488 OVER UNDERPLATE.
   ON LEADS–
   0.0006 MIN TIN PER ASTM B 545, OVER UNDERPLATE
   LUBRICATION (MIN MATING SURFACES)
   SURFACE CONDITIONER AFTER PLATING.
6. OBSOLETE PARTS: OBSOLETE CIS STREAMLINING PER D.RENAUD/D.SINISI

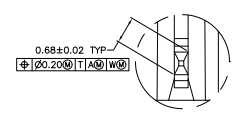


DETAIL Z
SCALE 20:1

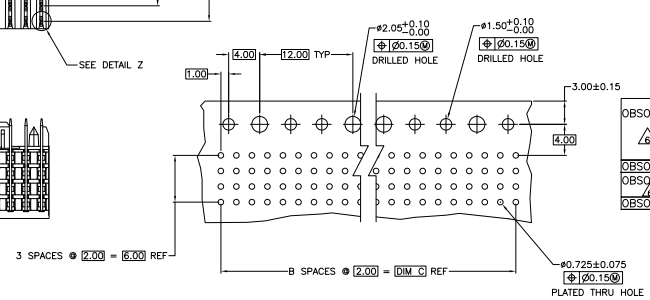


RECOMMENDED CIRCUIT PATTERN
PER IPC-D300 TYPE II, CLASS C
(COMPONENT SIDE)

| | POSITIONING PEGS | C | B | A | FINISH | NO OF POSN | PART NUMBER |
|---|---|---|---|---|---|---|---|
| OBSOLETE 6 | NO | 46 | 23 | 47.88 | 5 | 96 | ~~3-5536511-3~~ |
| | NO | 22 | 11 | 23.88 | 5 | 48 | ~~3-5536511-2~~ |
| | YES | 10 | 5 | 11.88 | 5 | 24 | ~~3-5536511-1~~ |
| | NO | 34 | 17 | 35.88 | 3 | 72 | ~~1-5536511-2~~ |
| | NO | 130 | 65 | 131.88 | 3 | 264 | ~~1-5536511-1~~ |
| OBSOLETE | NO | 106 | 53 | 107.88 | 3 | 216 | ~~1-5536511-0~~ |
| OBSOLETE 6 | NO | 118 | 59 | 119.88 | 3 | 240 | ~~5536511-9~~ |
| | NO | 82 | 41 | 83.88 | 3 | 168 | ~~5536511-8~~ |
| OBSOLETE | NO | 66 | 33 | 67.88 | 3 | 136 | ~~5536511-7~~ |
| | NO | 58 | 29 | 59.88 | 3 | 120 | 5536511-6 |
| | NO | 70 | 35 | 71.88 | 3 | 144 | 5536511-5 |
| | NO | 94 | 47 | 95.88 | 3 | 192 | 5536511-4 |
| | NO | 46 | 23 | 47.88 | 3 | 96 | 5536511-3 |
| | NO | 22 | 11 | 23.88 | 3 | 48 | 5536511-2 |
| | YES | 10 | 5 | 11.88 | 3 | 24 | 5536511-1 |

THIS DRAWING IS A CONTROLLED DOCUMENT.

DIMENSIONS: mm
TOLERANCES UNLESS OTHERWISE SPECIFIED: 0 PLC ± – 1 PLC ± – 2 PLC ± .13 3 PLC ± – 4 PLC ± – ANGLES ± –
MATERIAL 1 2
FINISH 3 5

DWN B. MCMASTER 31AUG04
CHK R. WERTZ 31AUG04
APVD R. WERTZ 31AUG04
PRODUCT SPEC –
APPLICATION SPEC –
WEIGHT –
CUSTOMER DRAWING

TE Connectivity

NAME: RCPT. ASSY, SIGNAL MODULE, Z-PACK 2mm FB 4 ROW, 3.55mm PRESS FIT LEAD LENGTH

SIZE A1 | CAGE CODE 00779 | DRAWING NO C-5536511 | RESTRICTED TO –
SCALE 4:1 | SHEET 1 OF 1 | REV B3

Downloaded from Elcodis.com electronic components distributor