

4

3

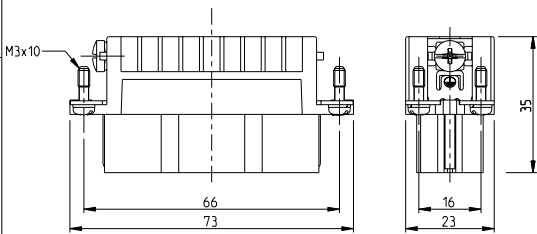
2

1

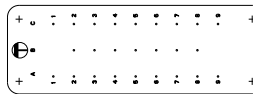
THIS DRAWING IS UNPUBLISHED. RELEASED FOR PUBLICATION .1997
 © COPYRIGHT 1997 BY TYCO ELECTRONICS CORPORATION. ALL RIGHTS RESERVED.

LOC	DIST	REVISIONS			
P	LTR	DESCRIPTION	DATE	DWN	APVD
A5		Released as per ECR-08-019210	31.Jul.2008	SP	TS

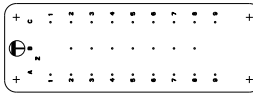
PN 2-3 as shown



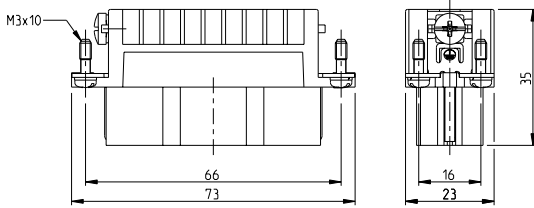
CONTACT ARRANGEMENT FOR PN 2-3 & 2-8
VIEW FROM TERMINATION SIDE



CONTACT ARRANGEMENT FOR PN 0-1
VIEW FROM TERMINATION SIDE

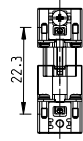


PN 0-1 as shown



ASSEMBLING INSTRUCTION

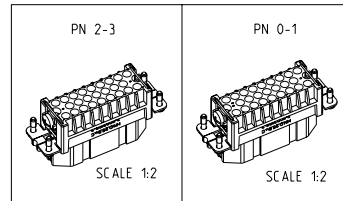
Max. 24mm was away for safe contacting



SCALE 1:2

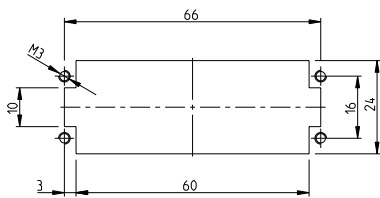
NOTES

- Material: Insert , PC UL-File Nr : E101788(R)
- Finish: Zinc plated contact: Ag. Au
- 3 Packaging quantity 5 pieces in box.



Panel cutout for contact insert

When used without housing



OBsolete

1	1	Socket Insert HN.D25	Ryton	Dark Brown	2		
0-1	2-8	2-3	DESCRIPTION	MATERIAL	COLOR	ITEM NO	NOTES
ORDERING TEXT							
HN.D25.Bu.C B1-25							
HN.D.RY.25.Bu.C B1-25							
HN.D25.Bu.C B1-25/Z							

<small>THIS DRAWING IS A CONTROLLED DOCUMENT FOR TYCO ELECTRONICS CORPORATION IT IS SUBJECT TO CHANGE AND THE CONTROLLING ENGINEERING ORGANIZATION SHOULD BE CONTACTED FOR THE LATEST REVISION.</small>		DWN Schneider 03.11.1999 CHK Schweiger 03.11.1999 APVD Schweiger PRODUCT SPEC - APPLICATION SPEC - WEIGHT 57 g CUSTOMER DRAWING	Tyco Electronics Tyco Electronics.AMP.GmbH D-53819.Neunkirchen.Germany Female insert HN.D.25.Bu.C SIZE A3 CAGE CODE 00779 DRAWING NO C=1103109 RESTRICTED TO SCALE 1:1 SHEET 1 OF 1 REV A5
DIMENSIONS: mm 	TOLERANCES UNLESS OTHERWISE SPECIFIED: 0 PLC ± 1 PLC ± 2 PLC ± 3 PLC ± 4 PLC ± ANGLES ±	MATERIAL 	FINISH

AMP 1470-19 REV 31MAR2000

ProENGINEER DRAWING