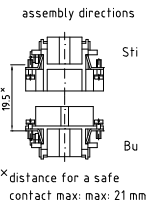
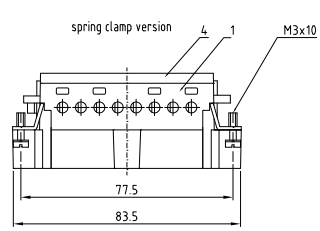
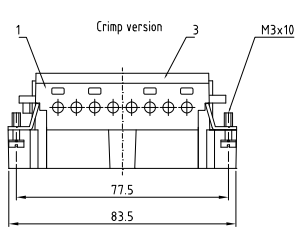
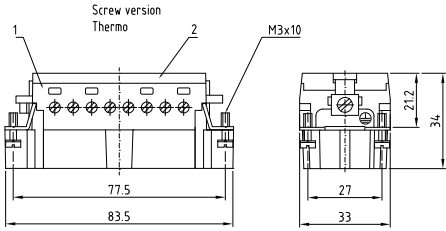



THIS DRAWING IS UNPUBLISHED.
 VERBODEN DE WERKSTUKTEKENING
 TOEGANG VERLENEN.
 RELEASÉ FOR PUBLICATION
 PROHIBED FROM
 PUBLISHING
 BY AMP INCORPORATED.
 ALLE RECHTEN RESERVEERD.
 ALL RIGHTS RESERVED.

LOC	QST	REVISIONS	DATE	BY	APPD
AI	-	AMENDMENT DESCRIPTION REWORKING			
PROPERTY NO.	CG	Text for packaging corrected ECR-98-69868	22.01.08	SR	ST




Contact arrangement view from termination side

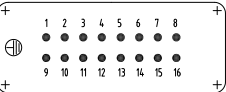
Printing 1-16 Thermo



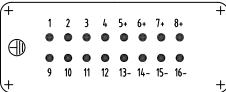
Printing 17-32 Screw



Printing 1-16 Screw



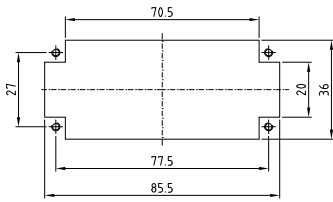
Printing 8+4+4 Screw/Thermo



NOTES:

- SUITABLE CRIMP CONTACTS: SERIES HE/HA
 OUTER DIMENSIONS OF INSULATION: MAX. Ø3,2 MM
- SUITABLE HOOD SIZE 6; 10: SERIES HB; HD; HIP; EMY
 SUITABLE INSERTION AND EXTRACTION TOOL:
 SCREWDRIVER 0,5x3 DIN 5264
- Strip length: Screw connection 10mm
 Spring clamp connection 10mm Crimp connection 7.5mm
- STANDARDS:
 DIN EN 61984; DIN EN 60664-1
- PACKAGING:
 5 SETS IN A CARTON, PRE-MOUNTED
- SPECIAL PACKAGING: Krauss-Maffei
 PACKAGING UNIT: 200 PIECES

Panel cut-out for contact insert when used without housing



QTY	DESCRIPTION	MATERIAL	COLOR	ITEM NO.	NOTES
1	cover spring clamp version		light grey	4	
1	cover crimp version		light grey	3	
1	cover screw version		light grey	2	
1	pin insert		light grey	1	

ITEM NO.	DESCRIPTION	MATERIAL	COLOR	ITEM NO.	NOTES
0-19-41-89-57-97-12-92-31-91-7-7-1-1	Male insert HE.16 STIs/C		light grey	4	

ITEM NO.	DESCRIPTION	MATERIAL	COLOR	ITEM NO.	NOTES
0-19-41-89-57-97-12-92-31-91-7-7-1-1	Male insert HE.16 STIs/C		light grey	4	

ITEM NO.	DESCRIPTION	MATERIAL	COLOR	ITEM NO.	NOTES
0-19-41-89-57-97-12-92-31-91-7-7-1-1	Male insert HE.16 STIs/C		light grey	4	