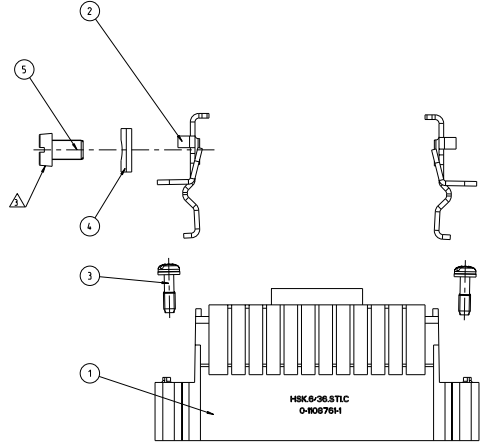

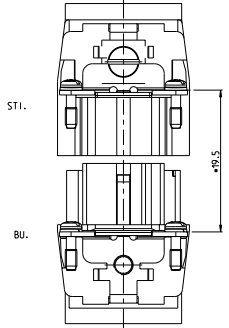
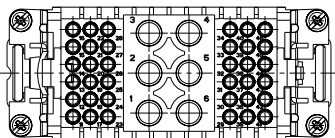


REV	DATE	REVISIONS	DATE	BY	CHK
AI	-				
B1	ECR-09-020756				

PANEL CUT-OUT FOR CONTACT INSERT
 WHEN USED WITHOUT HOUSING



CONTACT ARRANGEMENT VIEW FROM
 TERMINATION SIDE



*DISTANCE ARRANGEMENT
 VIEW FROM TERMINATION SIDE

NOTES

- POVER CONTACT : 1 TO 12
 OUTER DIMENSIONS OF INSULATION: MAX. $\varnothing 6.5\text{mm}$
 SIGNAL CONTACT: A AND B
 OUTER DIMENSIONS OF INSULATION: MAX. $\varnothing 3.2\text{mm}$
- SUITABLE HOOD SIZE 6
 SERIES HB, HD, EMV, AND HIP
- GROUNDING CONTACT
- STANDARDS:
 DIN EN 61984; DIN EN 60664-1
- PACKAGING:
 5 PIECES IN A CARTON BOX

QTY	DESCRIPTION	MATERIAL	SURFACE	ITEM
1	CYLINDER SCREW - M5	STEEL	NICKEL PLATED	5
1	CLIP TAB	STEEL	NICKEL PLATED	4
4	FIXING SCREW ASSY	STEEL	NICKEL PLATED	3
2	GROUNDING CONTACT-SOCKET	Cu Zn37 F3B	NICKEL PLATED	2
1	SOCKET INSERT	VALOX		1

THIS DRAWING IS A CONTROLLED DOCUMENT. © SCHEMATA OPER2000

STANDARD: IEC 60309-2-11

PROJECT: MALE INSERT

DESCRIPTION: MALE INSERT HSK6/36

SIZE: A

SCALE: 1:1

DATE: 00779

REVISION: 1

CUSTOMER DRAWING

TE Connectivity