

4

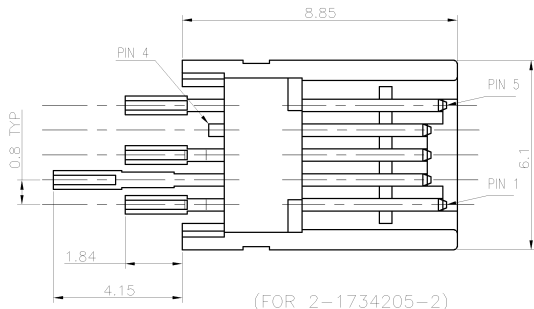
3

2

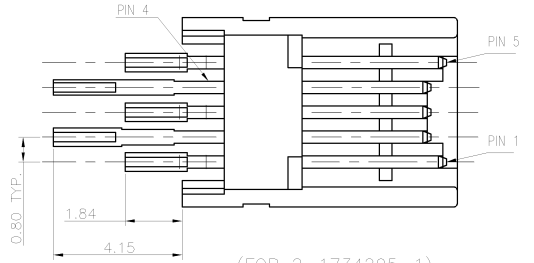
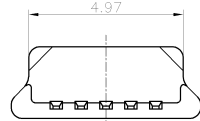
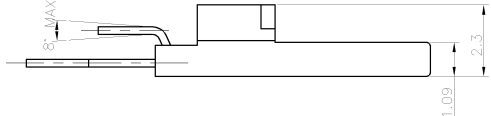
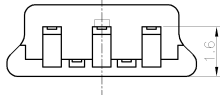
1

THIS DRAWING IS UNPUBLISHED. RELEASED FOR PUBLICATION  
 © COPYRIGHT 2011 BY TYCO ELECTRONICS CORPORATION. ALL RIGHTS RESERVED.

LOC	DIST	REVISIONS			
P	LTR	DESCRIPTION	DATE	DWN	APVD
B		REVISED (ECO-11-013077)	23JUN'11	J.C.	W.K.



(FOR 2-1734205-2)



(FOR 2-1734205-1)

- NOTE:
- MATERIAL:  
HOUSING: THERMOPLASTIC UL 94V-0, COLOR: BLACK.  
CONTACTS: COPPER ALLOY, THICKNESS: 0.25mm.
  - FINISH:  
CONTACTS: GOLD FLASH OVER  
30u" MIN. PALLADIUM-NICKEL PLATED ON CONTACT AREA,  
100u" MIN. MATTE-TIN PLATED ON SOLDER TAILS,  
50u" MIN. NICKEL UNDERPLATED ALL OVER.
  - THIS IS BELONG TO NONSOLDERED PART.

4-1734205-1	3-1734205-1	w/o	2-1734205-2	1-1734205-1
REAR SHELL	FRONT SHELL	PIN #4	HOUSING	PART NUMBER

THIS DRAWING IS A CONTROLLED DOCUMENT.

DIMENSIONS: mm	TOLERANCES UNLESS OTHERWISE SPECIFIED: 0 PLC ± 0.38 1 PLC ± 0.25 2 PLC ± 0.20 3 PLC ± 0.05 4 PLC ± - ANGLES ± 3°	DWN O. HU 09MAR2006 CHK S. HOU 09MAR2006 APVD W.J. KE 09MAR2006	TE Connectivity NAME <b>MINI USB TYPE B, PLUG, CABLE KITS</b>	
MATERIAL SEE NOTE	FINISH SEE NOTE	PRODUCT SPEC 108-57062 APPLICATION SPEC	SIZE A3	CAGE CODE 00779
		WEIGHT 0.08 GRAMS	DRAWING NO 1734205	RESTRICTED TO
		CUSTOMER DRAWING	SCALE	SHEET 1 of 6 REV B

4

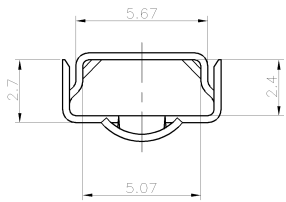
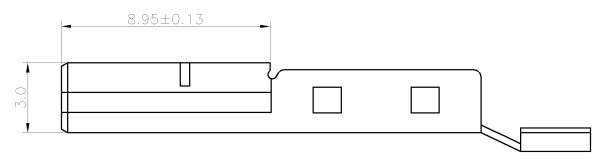
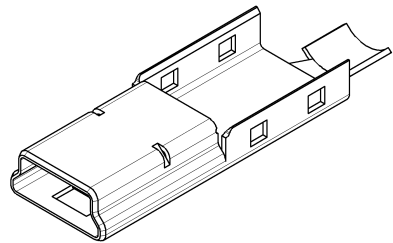
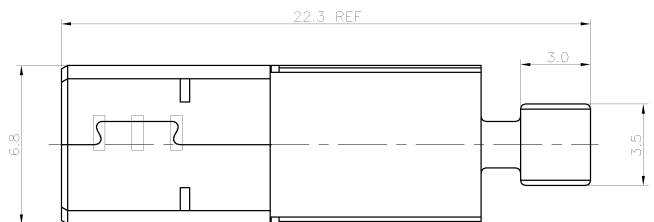
3

2

1

THIS DRAWING IS UNPUBLISHED. RELEASED FOR PUBLICATION  
 © COPYRIGHT 2011 BY TYCO ELECTRONICS CORPORATION. ALL RIGHTS RESERVED.

LOC		DIST		REVISIONS			
P	LTR	DESCRIPTION		DATE	DWN	APVD	
SEE SHEET 1.							



3-1734205-1  
PART NUMBER

THIS DRAWING IS A CONTROLLED DOCUMENT.		DWN	TE Connectivity	
DIMENSIONS: mm		CHK	NAME	
TOLERANCES UNLESS OTHERWISE SPECIFIED:		APVD	MINI USB TYPE B, PLUG, CABLE KITS	
0 PLC	± 0.38	PRODUCT SPEC	SIZE	CAGE CODE
1 PLC	± 0.25	APPLICATION SPEC	A3	00779
2 PLC	± 0.20	WEIGHT	DRAWING NO	
3 PLC	± 0.25	CUSTOMER DRAWING	C-1734205	
4 PLC	± -	SCALE	RESTRICTED TO	
ANGLES	± 3°	SHEET	2 of 6	
MATERIAL	FINISH	REV	B	

4

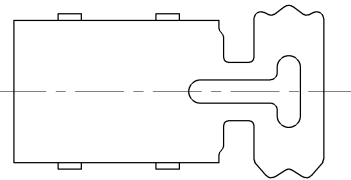
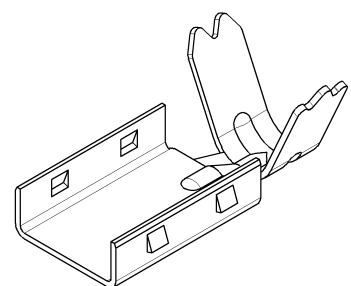
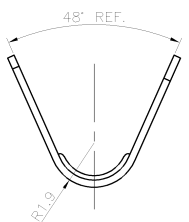
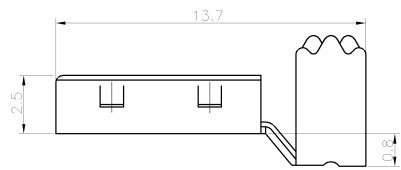
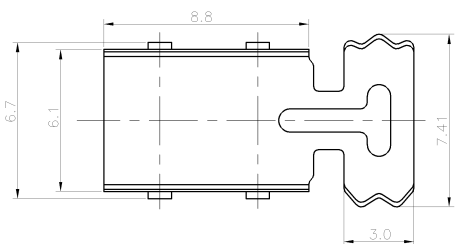
3

2

1

THIS DRAWING IS UNPUBLISHED. RELEASED FOR PUBLICATION  
 © COPYRIGHT 2011 BY TYCO ELECTRONICS CORPORATION. ALL RIGHTS RESERVED.

LOC		DIST		REVISIONS			
P	LTR	DESCRIPTION	DATE	DWN	APVD		
DW		SEE SHEET 1.					



4-1734205-1  
PART NUMBER

THIS DRAWING IS A CONTROLLED DOCUMENT.		DWN	TE Connectivity	
DIMENSIONS: mm		CHK	NAME	
TOLERANCES UNLESS OTHERWISE SPECIFIED:		APVD	MINI USB TYPE B, PLUG, CABLE KITS	
0 PLC	± 0.38	PRODUCT SPEC	SIZE	CAGE CODE
1 PLC	± 0.25	APPLICATION SPEC	A3	00779
2 PLC	± 0.20	WEIGHT	DRAWING NO. C-1734205	
3 PLC	± 0.25	CUSTOMER DRAWING	RESTRICTED TO	
4 PLC	± -	SCALE	DRAWING NO. C-1734205	
ANGLES	± 3°	SHEET	3 of 6	
MATERIAL	FINISH	REV	B	

4

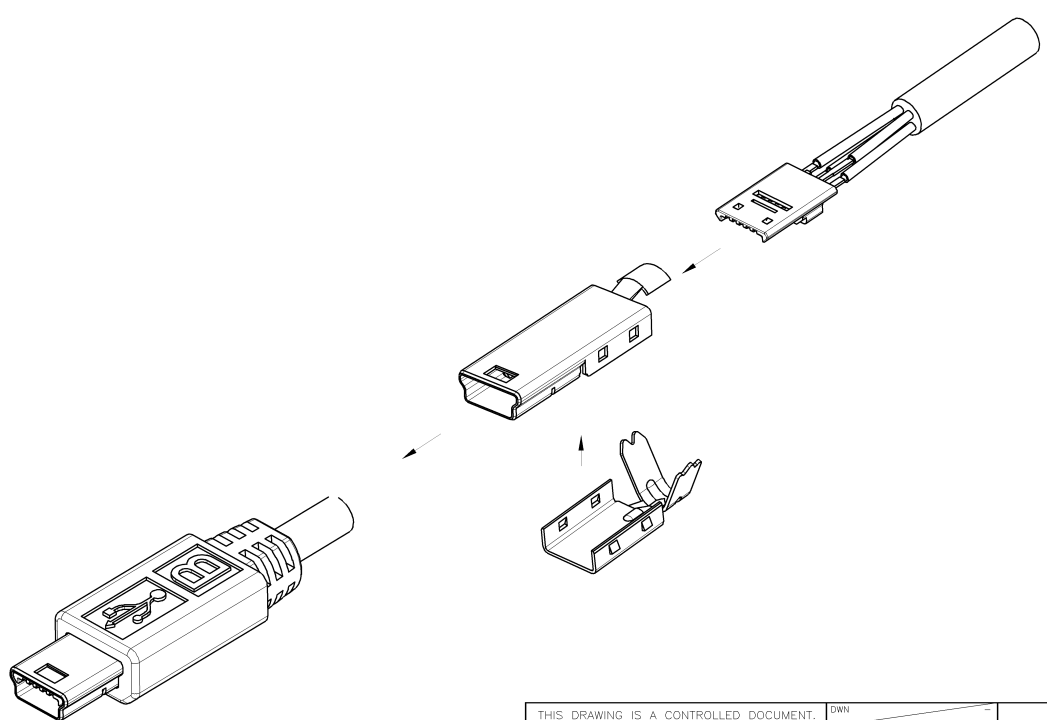
3

2

1

THIS DRAWING IS UNPUBLISHED. RELEASED FOR PUBLICATION  
 © COPYRIGHT 2011 BY TYCO ELECTRONICS CORPORATION. ALL RIGHTS RESERVED.

LOC		DIST		REVISIONS			
P	LTR	DESCRIPTION		DATE	DWN	APVD	
		SEE SHEET 1.					



THIS DRAWING IS A CONTROLLED DOCUMENT.		DWN	TE Connectivity	
DIMENSIONS: mm		CHK	NAME	
TOLERANCES UNLESS OTHERWISE SPECIFIED:		APVD	MINI USB TYPE B, PLUG, CABLE KITS	
0 PLC	±	PRODUCT SPEC	SIZE CAGE CODE DRAWING NO	
1 PLC	±	APPLICATION SPEC	A3 00779 C-1734205	
2 PLC	±	WEIGHT	RESTRICTED TO	
3 PLC	±	CUSTOMER DRAWING	SCALE	
4 PLC	±		SHEET 4 of 6	
ANGLES	±		REV B	

1470-19 (1/08)

4

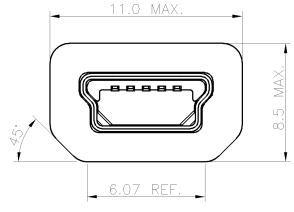
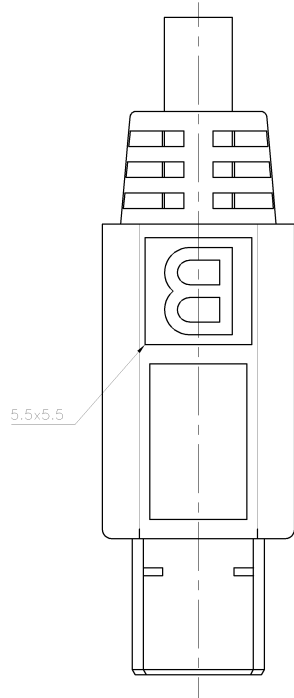
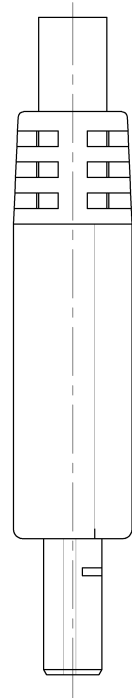
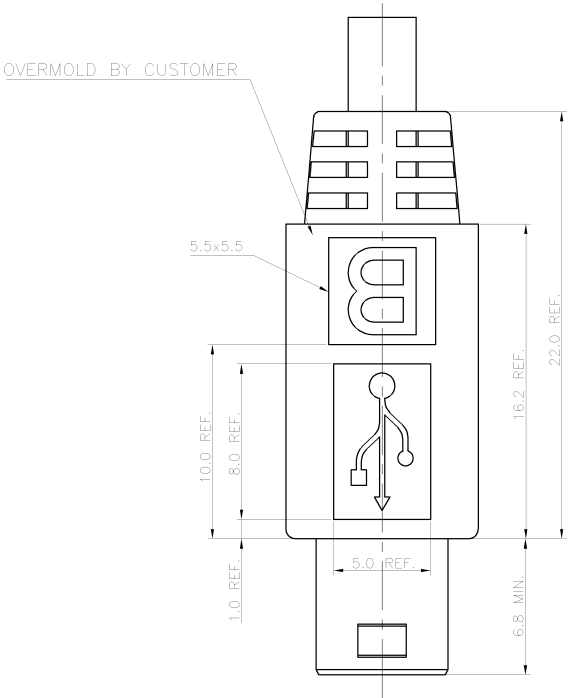
3

2

1

THIS DRAWING IS UNPUBLISHED. RELEASED FOR PUBLICATION  
 © COPYRIGHT 2011 BY TYCO ELECTRONICS CORPORATION. ALL RIGHTS RESERVED.

LOC	DIST	REVISIONS				
P	LTR	DESCRIPTION	DATE	DWN	APVD	
		SEE SHEET 1.				



THIS DRAWING IS A CONTROLLED DOCUMENT.		DWN	_____
DIMENSIONS:		CHK	_____
mm	TOLERANCES UNLESS OTHERWISE SPECIFIED:	APVD	_____
	0 PLC	PRODUCT SPEC	_____
	1 PLC	APPLICATION SPEC	_____
	2 PLC	WEIGHT	_____
	3 PLC	CUSTOMER DRAWING	_____
	4 PLC		
	ANGLES		
MATERIAL	FINISH		

<b>TE</b> TE Connectivity	
NAME <b>MINI USB TYPE B, PLUG, CABLE KITS</b>	
SIZE	RESTRICTED TO
A3	_____
CAGE CODE	DRAWING NO
00779	1734205
SCALE	SHEET
_____	5 of 6
REV	B

4

3

2

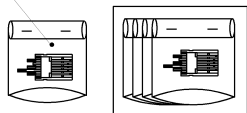
1

THIS DRAWING IS UNPUBLISHED. RELEASED FOR PUBLICATION  
 © COPYRIGHT 2011 BY TYCO ELECTRONICS CORPORATION. ALL RIGHTS RESERVED.

LOC	DIST	REVISIONS				
P	LTR	DESCRIPTION	DATE	DWN	APVD	
		SEE SHEET 1.				

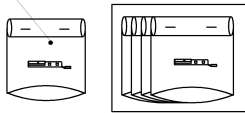
2-1734205-1 OR 2-1734205-2

PE BAG  
 1000PCS/PAG  
 10 PAGES/CARTON



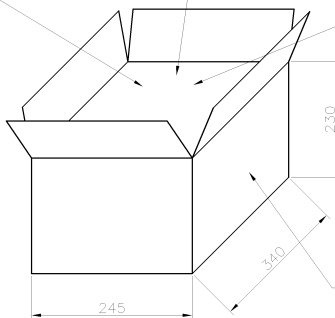
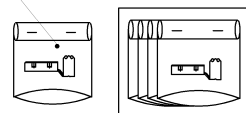
3-1734205-1

PE BAG  
 1000PCS/PAG  
 10 PAGES/CARTON




4-1734205-1

PE BAG  
 1000PCS/PAG  
 10 PAGES/CARTON



CARTON  
 TOTAL: 10000 SET  
 NET WEIGHT: 10.4 KGS  
 GROSS WEIGHT: 11.4 KGS

THIS DRAWING IS A CONTROLLED DOCUMENT.		DWN	TE Connectivity	
DIMENSIONS: mm		CHK	NAME	
		APVD	MINI USB TYPE B, PLUG, CABLE KITS	
TOLERANCES UNLESS OTHERWISE SPECIFIED:		PRODUCT SPEC	SIZE	CAGE CODE
0 PLC	± .	APPLICATION SPEC	A3	00779
1 PLC	± .	WEIGHT	DRAWING NO	
2 PLC	± .	CUSTOMER DRAWING	C-1734205	
3 PLC	± .	SCALE	RESTRICTED TO	
4 PLC	± .	SHEET	6 OF 6	
ANGLES	± .	REV	B	