

4

3

2

1

THIS DRAWING IS UNPUBLISHED.

RELEASED FOR PUBLICATION

ALL RIGHTS RESERVED.

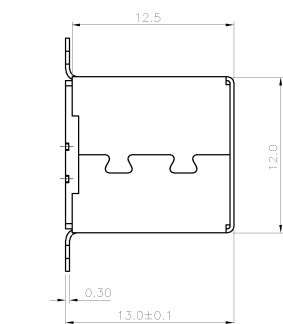
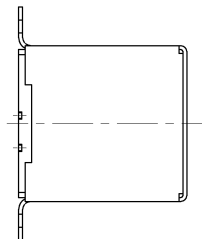
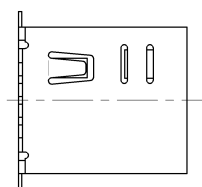
COPYRIGHT 2011 BY TYCO ELECTRONICS CORPORATION.

DW

DIST

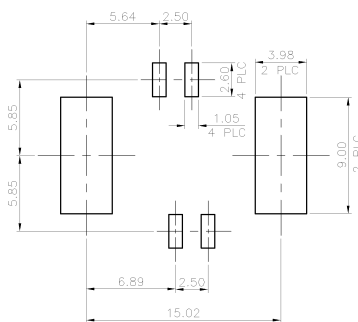
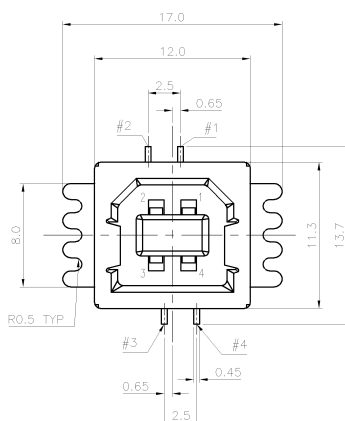
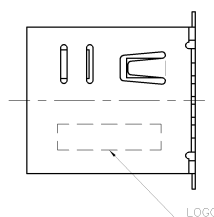
## REVISIONS

P	LTR	DESCRIPTION	DATE	DWN	APVD
B		REVISED (ECO-11-013077)	23JUN'11	J.C.	W.K.

0.10  
ALL SOLDERABLE  
AND PINS

## NOTES :

- MATERIAL:  
HOUSING: THERMOPLASTIC, UL 94V-0, COLOR: BLACK.  
CONTACT: PHOSPHOR BRONZE, THICKNESS=0.25mm.  
SHELL: PHOSPHOR BRONZE, THICKNESS=0.30mm.
- FINISH:  
CONTACT: GOLD FLASH OVER  
0.762um [30u"] MIN. PALLADIUM-NICKEL PLATING ON CONTACT AREA,  
2.54um [100u"] MIN. MATTE-TIN PLATING ON SOLDER TAILS,  
1.27um [50u"] MIN. NICKEL UNDERPLATED OVER ALL.  
SHELL: 2.54um [100u"] MIN. NICKEL PLATED OVER  
1.27um [50u"] MIN. Cu UNDERPLATED.
- REFLOW SOLDER CAPABLE TO 260°C PER TE SPEC 109-201, CONDITION B.

RECOMMENDED PCB LAYOUT  
(TOLERANCE: ±0.05)

1734517-1

PART NUMBER

THIS DRAWING IS A CONTROLLED DOCUMENT.

DIMENSIONS:	TOLERANCES UNLESS OTHERWISE SPECIFIED:
mm	
0 PLC	± 0.38
1 PLC	± 0.25
2 PLC	± 0.13
3 PLC	± 0.05
4 PLC	± 0.05
ANGLES	± 3°
MATERIAL	FINISH
SEE NOTE	SEE NOTE

DWN	O. HU	22JUN2006
CHK	S. HQW	22JUN2006
APVD	W.J. KE	22JUN2006
PRODUCT SPEC	108-57538	
APPLICATION SPEC		
WEIGHT	-	
CUSTOMER DRAWING		

TE Connectivity

USB B TYPE, TOP ENTRY,  
4 POSITION, SMT TYPE

SIZE	CAGE CODE	DRAWING NO	RESTRICTED TO
A3	00779	1734517	
SCALE		SHEET	REV
		1 of 2	B

D

C

B

A

D

C

B

A

