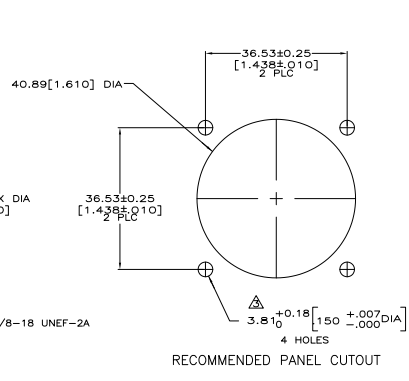
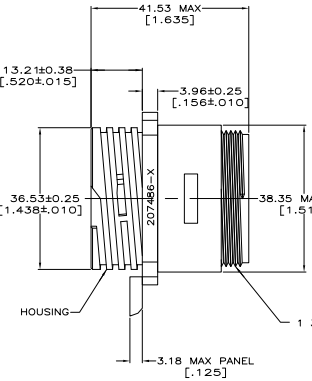
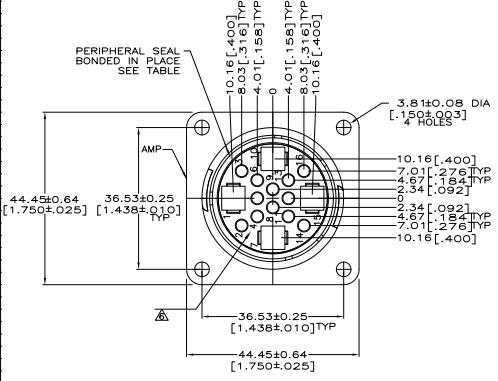
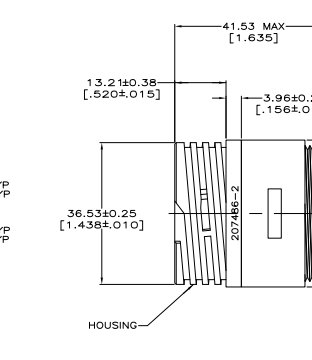
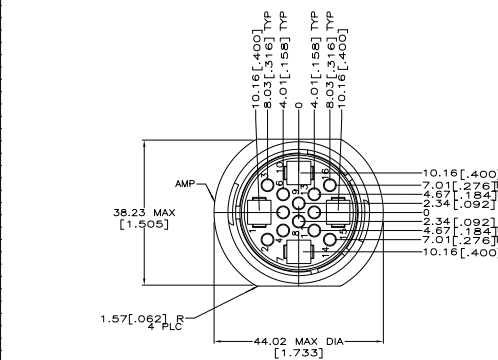


THIS DRAWING IS UNPUBLISHED  
 ALL RIGHTS RESERVED

REV	DATE	DESCRIPTION	BY	CHK	APP
P2		REVISED PER EDD-11-004820			



DETAIL A



DETAIL B

- WILL ACCEPT (12) MULTIMATE AND (4) TYPE XII PIN CONTACTS.
  - CAVITY IDENTIFICATION ON FRONT AND REAR FACE.
  - NO. 4 FASTENERS RECOMMENDED FOR MOUNTING.
  - THIS CONNECTOR WILL ACCEPT INSULATION DIAMETERS UP TO 3.81[.150].
- HOUSING: NYLON, BLACK.
  - PERIPHERAL SEAL: ELASTOMER, GRAY.
  - PERMANENT WHITE MARKED OR WHITE INK STAMPED CAVITY IDENTIFICATION.
  - HOUSING: NYLON, RED.
  - PERIPHERAL SEAL: ELASTOMER, GRAY.
  - WHITE DOT NEAR POSITION 1 ON WIRE ENTRY FACE.

NOTES	THREADED INSERTS	PERIPHERAL SEAL	SEE DETAIL	PART NUMBER
PRELIMINARY	YES	NO	A	1-207486-1
PRELIMINARY	YES	NO	A	207486-9
PRELIMINARY	YES	NO	A	207486-7
PRELIMINARY	4	NO	A	207486-6
PRELIMINARY	YES	NO	A	207486-5
PRELIMINARY	NO	NO	B	207486-2
PRELIMINARY	NO	NO	A	207486-1

THIS DRAWING IS A CONTROLLED DOCUMENT. DATE: 02/07/11 BY: J. BANNER. REV: 1. DATE: 02/07/11

**TE Connectivity**

RECEPTACLE HOUSING, STANDARD  
 SEX, SHELL SIZE 23, CPC

108-10024

SIZE: DATE: SIZE: DRAWING NO: A100779 ©=207486

CUSTOMER DRAWING