

4

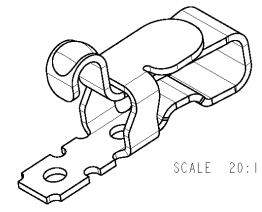
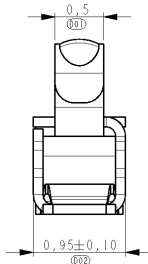
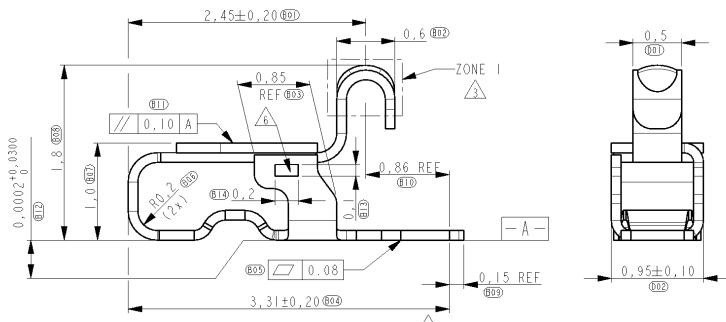
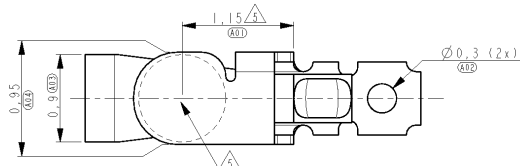
3

2

1

THIS DRAWING IS UNPUBLISHED. RELEASED FOR PUBLICATION
 © COPYRIGHT BY - ALL RIGHTS RESERVED.

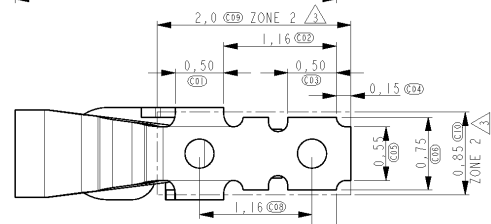
LOC	DIST	REVISIONS			
P	LTR	DESCRIPTION	DATE	DWN	APVD
E		ECR-11-016891	15AUG2011	PW	DH



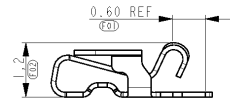
SCALE 20:1

NOTES:

- 1 PART NUMBER: 1857724-4 AS SHOWN.
- 2 MATERIAL: STAINLESS STEEL.
- 3 PLATING: 0.2µm MIN. NICKEL UNDERLAYER ALL OVER
 ZONE 1: 0.50µm MIN. GOLD
 ZONE 2: GOLD FLASH
- 4 PRE-LOAD FORCE: 0.30 - 0.50N
 FORCE AT FULL DEFLECTION (AT 1.0mm) 0.80 - 1.00N MAX.
- 5 INDICATED SURFACE TO BE USED AS PICK AND PLACE SURFACE.
 THE DASHED LINE INDICATES A Ø0.90mm VACUUM PICKER.
 1.15mm DIMENSION INDICATES THE CENTER OF THE VACUUM PICKER.
- 6 0.1mm x 0.2mm x 0.02mm DEEP SQUARE INDENT FOR PRODUCTION LOCATION ID.

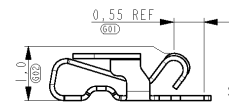


CONTACT POINT POSITION AT NOMINAL DEFLECTION.
 NOTE: THIS IS NOT A REALISTIC BENDING PICTURE.



SCALE 12:1

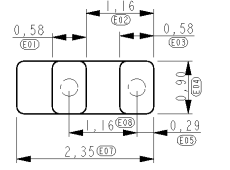
CONTACT POINT POSITION AT FULL DEFLECTION.
 NOTE: THIS IS NOT A REALISTIC BENDING PICTURE.



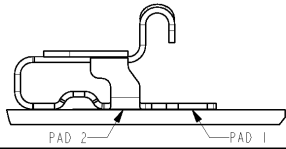
SCALE 12:1

RECOMMENDED PWB LAY-OUT.

DASHED CIRCLES ARE THE LOCATION OF THE SHIELD FINGER BOTTOM HOLES.



REFERENCE VIEW FOR COMPONENT PLACEMENT



THIS DRAWING IS A CONTROLLED DOCUMENT.

DIMENSIONS:	mm	TOLERANCES UNLESS OTHERWISE SPECIFIED:
0 PLC		±0.20
1 PLC		±0.10
2 PLC		±0.10
3 PLC		±0.05
4 PLC		±
ANGLES		±
MATERIAL		FINISH

DWN	P. Williams	22-MAY-06
CHK	H. d. Otter	23-MAY-06
APPV	I. Bracksteeg	23-MAY-06
PRODUCT SPEC		
APPLICATION SPEC		
WEIGHT	0.0055g	
CUSTOMER DRAWING		

STE TE Connectivity	
NAME SHIELD FINGER	
SIZE	CAGE CODE
A3	00779
DRAWING NO. C-1857724	
RESTRICTED TO	
SCALE: 25:1	SHEET 1 OF 2
REV E	

4

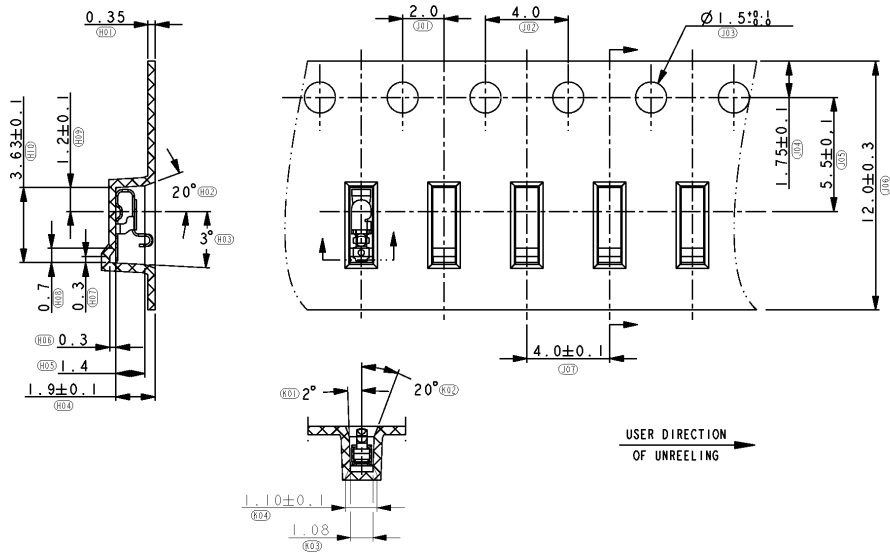
3


2

1

THIS DRAWING IS UNPUBLISHED. RELEASED FOR PUBLICATION
COPYRIGHT BY - ALL RIGHTS RESERVED.

LOC	DIST	REVISIONS			
P	LTR	DESCRIPTION	DATE	DWN	APVD
-	-	SEE SHEET 1	-	-	-



THIS DRAWING IS A CONTROLLED DOCUMENT.		DWN P. Williams 22-MAY-06	 TE Connectivity	
		CHK H. d. Otter 23-MAY-06		
		APVD I. Bracksteeg 23-MAY-06	NAME SHIELD FINGER	
DIMENSIONS: mm		PRODUCT SPEC -		RESTRICTED TO -
TOLERANCES UNLESS OTHERWISE SPECIFIED: 0 PLC ±0.20 1 PLC ±0.10 2 PLC ±0.10 3 PLC ±0.05 4 PLC ±- ANOLES ±-		APPLICATION SPEC -		SIZE A3
MATERIAL -		WEIGHT 0.0055g		CAGE CODE 00779
FINISH -		DRAWING NO. C-1857724		SCALE 25:1
		CUSTOMER DRAWING		SHEET 2 OF 2
				REV E

1470-19 13/111