

4

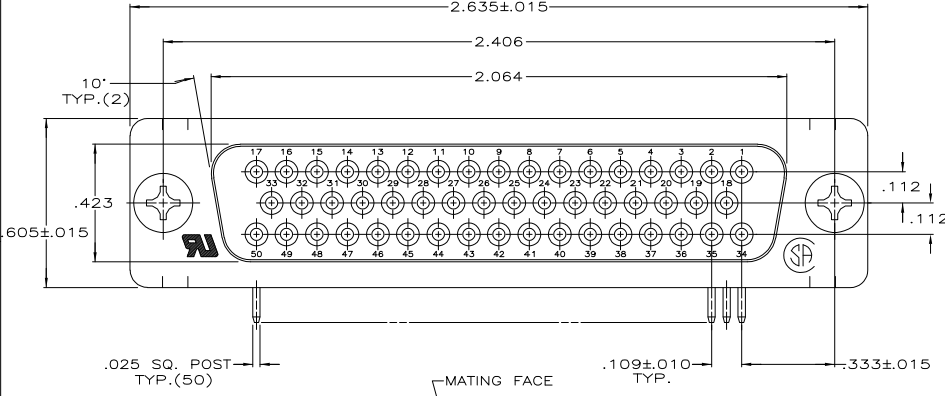
3

2

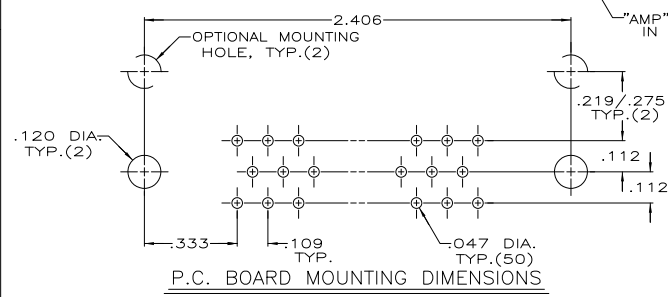
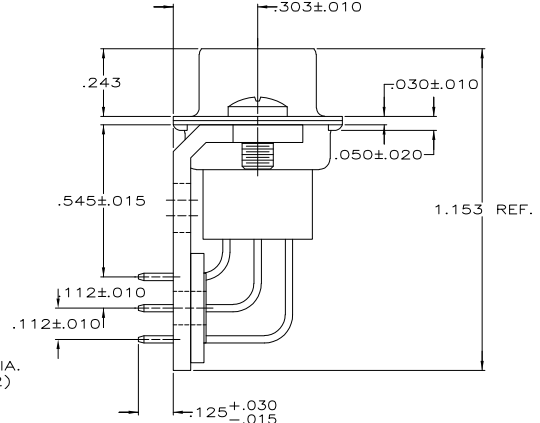
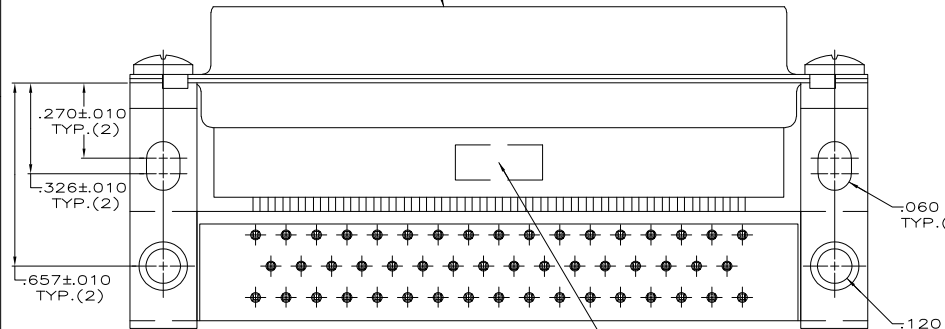
1

THIS DRAWING IS UNPUBLISHED. RELEASED FOR PUBLICATION  
 BY TYCO ELECTRONICS CORPORATION. ALL RIGHTS RESERVED.

LOC	DIST	REVISIONS					
GP	00	P	LTR	DESCRIPTION	DATE	MIN	APD
		J		REVISED PER ECO-06-028334	11/DEC/06	ZMR	EDB



- 1. CONNECTOR MATES WITH ANY 50 POS. PLUG IN AMPLIMITE SERIES & COMPLIES WITH AMP SPEC. 108-40,005 WHERE APPLICABLE.
- △ MOLDED PARTS: FLAME RETARDANT 94V-0 RATED THERMOPLASTIC; COLOR, BLACK. SHELLS AND BRACKETS: STEEL. CONTACTS: PHOS. BRONZE.
- △ .000200 MIN TIN OR TIN-LEAD OVER .000100 MIN COPPER.
- △ GOLD PLATED FOR A LENGTH OF .100 MIN FROM MATING END, .000100 MIN TIN-LEAD ON OPPOSITE END, ALL OVER .000050 MIN NICKEL.
- △ .000030 MIN GOLD FOR A LENGTH OF .100 MIN FROM MATING END, .000100 MIN TIN-LEAD ON OPPOSITE END, ALL OVER .000050 MIN NICKEL.



OBSOLETE	△	745116-2
	△	745116-1
		PART NUMBER

THIS DRAWING IS A CONTROLLED DOCUMENT.		DIM J. GERACE 12-19-83 OK S. SWEIGARD 12-19-83 APP J. ASSINI 3-15-84 PRODUCT SPEC. NAME	<b>Tyco Electronics</b> Tyco Electronics Corporation Harrisburg, PA 17105-3608
DIMENSIONS: INCHES 0 PLG ± .010 1 PLG ± .010 2 PLG ± .010 3 PLG ± .010 4 PLG ± .010 ANGLES ± .2° FINISH SHELLS & BRACKETS: △ CONTACTS: SEE TABLE	APPLICATION SPEC. HEIGHT CUSTOMER DRAWING	RECEPTACLE ASSY, SIZE 5, 50 POS. RIGHT ANGLE, .545 SERIES, .025 SQ. POSTS, AMPLIMITE HDP	SIZE ONE CODE DRAWING NO. A2 00779 C=745116 RESTRICTED TO SCALE SHEET 1 of 1 REV J

AMP 1471-9 REV 31MM2000

745116

A