THIS DRAWING IS UNPUBLISHED. RELEASED FOR PUBLICATION -/- -
© COPYRIGHT – BY TYCO ELECTRONICS CORPORATION. ALL RIGHTS RESERVED.

LOC	DIST	REVISIONS					
GP	00	P	LTR	DESCRIPTION	DATE	DWN	APVD
			B	REVISED PER ECO-08-010444	17DEC2008	ZMR	SLB

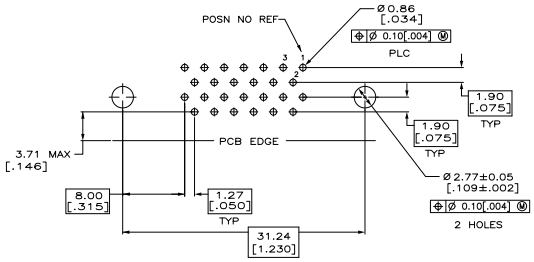

P.C. BOARD MOUNTING DIMENSIONS
CONNECTOR SIDE
P. C. BOARD THICKNESS 1.57±0.20 [.062±.008]

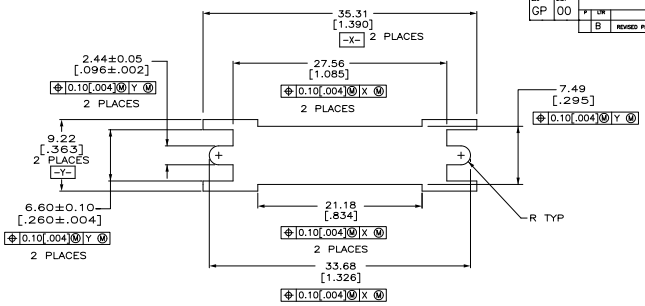

RECOMMENDED PANEL CUTOUT

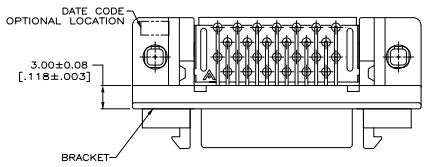

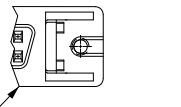

ALTERNATE BRACKET DESIGN
TYP

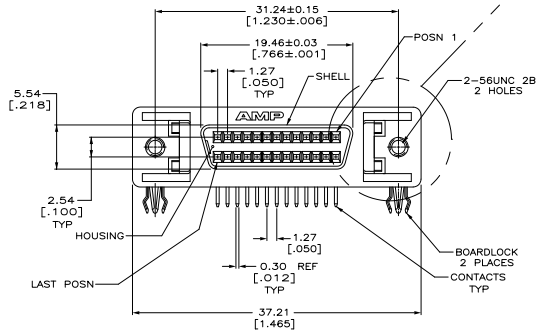

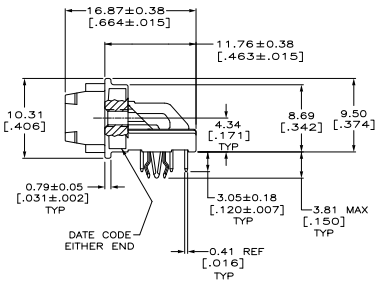

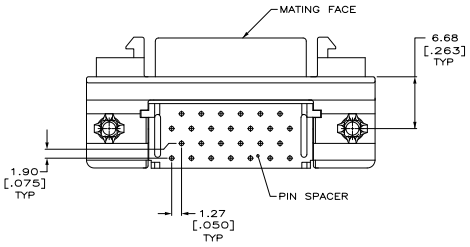

1 MATERIAL
HOUSING & PIN SPACER: UL 94V-0 RATED, THERMOPLASTIC, BLACK
CONTACTS: PHOSPHOR BRONZE
BRACKET: ZINC
SHELL: CARBON STEEL
BOARDLOCKS: COPPER ALLOY

2 FINISH
CONTACTS: EITHER 0.76um [.000030] MIN GOLD PLATE FOR A LENGTH OF 0.64 [.025] MAX, 0.13 [.005] MIN FROM MATING END OR GOLD FLASH OVER PALLADIUM NICKEL PLATE, 0.76um [.000030] MIN TOTAL FOR A LENGTH OF 0.64 [.025] MAX, 0.13 [.005] MIN FROM MATING END. 3.81um [.000150] MIN TIN ON OPPOSITE END FOR A LENGTH OF 2.72 [.107] MIN, BOTH OVER 1.27um [.000050] MIN NICKEL.
SHELL: 5.08um [.000200] MIN NICKEL OVER 1.27um [.000050] MIN COPPER.
BRACKET: 2.54um [.000100] MIN NICKEL OVER 5.08um [.000200] COPPER.
BOARDLOCK: 5.08um [.000200] MIN TIN OVER 1.27um [.000050] MIN NICKEL.

26	6364491-1
NO. OF POSITIONS	PART NUMBER

COPYRIGHT 2005
TYCO ELECTRONICS CORP
ALL RIGHTS RESERVED

THIS DRAWING IS A CONTROLLED DOCUMENT.

DR	L. VARELA – DOCKS	02-14-05
CK	S. SHUEY	02-14-05
APVD	M. WALSEY	02-14-05

Tyco Electronics Corporation
Harrisburg, PA 17105-3608

DIMENSIONS: mm [INCHES]
TOLERANCE UNLESS OTHERWISE SPECIFIED:
0 PLC ± –
1 PLC ± –
2 PLC ± 0.13 [.005]
3 PLC ± –
4 PLC ± –
ANGLES ± –

MATERIAL 1
FINISH 2

PRODUCT SPEC 108-1228
APPLICATION SPEC 114-40029
WEIGHT –
CUSTOMER DRAWING

NAME: RECEPTACLE ASSEMBLY, SHIELDED, RIGHT ANGLE, RAILED, .050 SERIES, AMPLIMITE

SIZE	CAGE CODE	DRAWING NO	RESTRICTED TO
A1	00779	C-6364491	–

SCALE 4:1 SHEET 1 OF 1 REV B

AMP 4805 REV 31MAR2000

Downloaded from Elcodis.com electronic components distributor