

4

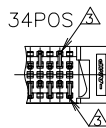
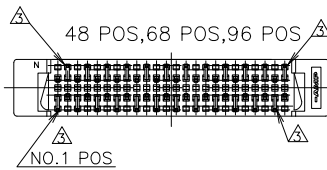
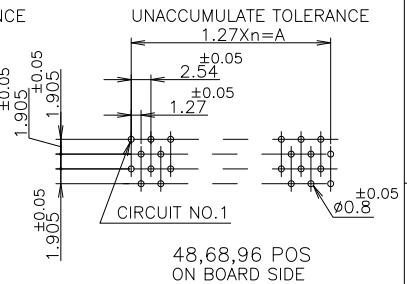
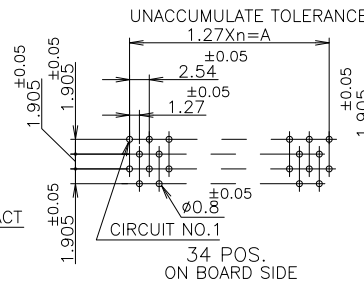
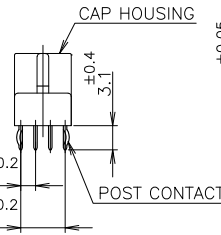
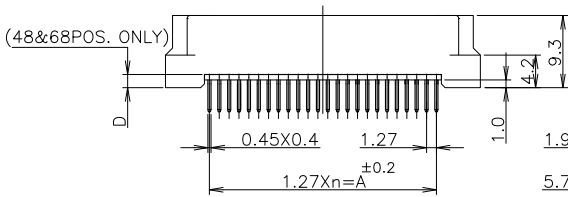
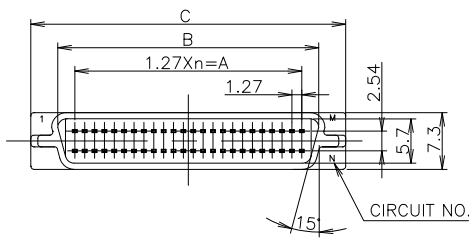
3

2

1

THIS DRAWING IS UNPUBLISHED. RELEASED FOR PUBLICATION AUG. 2005.
 © COPYRIGHT 2005 By - ALL RIGHTS RESERVED.

LOC	DIST	REVISIONS					
J		P	LTR	DESCRIPTION	DATE	DWN	APVD
		P		REVISED PER ECO-11-005030	11MAR11	RK	HMR



- △ MATERIAL AND FINISH
CAP HOUSING : THERMOPLASTIC (UL94V-0) COLOR:BLACK
POST CONTACT : COPPER ALLOY FINISH,OVER NICKEL
MATING END:0.0002 MIN. OR
0.00076 MIN. GOLD
TERMINATION END:FIN
OVER SEALING TREATMENT.
- 2 P.C.B. LAYOUT AND P.C.B. TREATMENT(REF.)
USE A P.C.B. SURFACE ARE TREATED WITH SOLDER RESIST.
- △ KINK POSITIONS(4 POSITIONS).
- △ OBSOLETE PARTS: OBSOLETE CIS STREAMLINING PER
D.RENAUD/D.SINISI

REMARK	N	M	A	B	C	D	n	POS.	PART NO.
△ OBSOLETE	96	48	59.69	64.06	71.00	—	47	96	6-8
	68	34	41.91	46.28	53.22	1.7	33	68	6-7
	48	24	29.21	33.58	40.52	1.7	23	48	6-6
	34	17	20.32	24.69	31.63	—	16	34	6-5
	96	48	59.69	64.05	71.00	—	47	96	6-8
	68	34	41.91	46.28	53.22	1.7	33	68	6-7
	48	24	29.21	33.58	40.52	1.7	23	48	6-6
△ OBSOLETE	34	17	20.32	24.69	31.63	—	16	34	6-5

GENERAL TOLERANCE
 一般公差
 10 ≥ : ±0.2
 30 ≥ > 10: ±0.25
 100 ≥ > 30: ±0.3
 ANGLES: ±3°

THIS DRAWING IS A CONTROLLED DOCUMENT.

DIMENSIONS: 単位: 純 mm

TOLERANCES UNLESS OTHERWISE SPECIFIED: 一般公差

0 PLC	±
1 PLC	±
2 PLC	±
3 PLC	±
4 PLC	±
ANGLES	±

MATERIAL 材料

FINISH 仕上

DWN T.KAWAMAE 04AUG05
 CHK T.SASAKI 04AUG05
 APVD T.SASAKI 04AUG05

NAME 名称
 CAP ASSY VERTICAL (W/KINK)
 AMPLIMITE 050 SERIES I B-TO-B CONN.

SIZE A.3 CAGE CODE 00779 DRAWING NO 5174683
 番号

WEIGHT

CUSTOMER DRAWING

SCALE 尺度 2:1 SHEET 1 of 1 REV P