

4

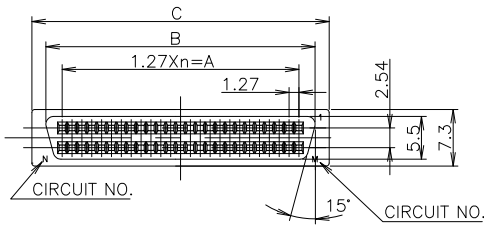
3

2

1

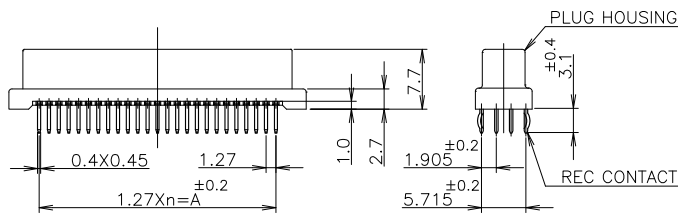
THIS DRAWING IS UNPUBLISHED. RELEASED FOR PUBLICATION JAN. 2005.
 © COPYRIGHT 2005 By - ALL RIGHTS RESERVED.

LOC	DIST	REVISIONS					
J	-	P	LTR	DESCRIPTION	DATE	DWN	APVD
		P		REVISED PER ECO-11-005030	11MAR11	RK	HMR



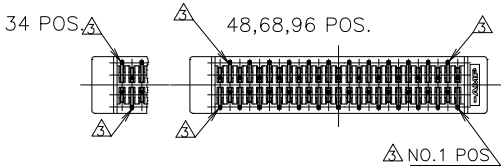
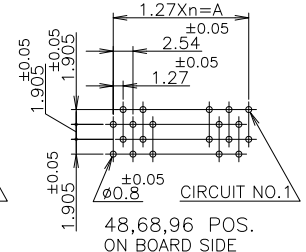
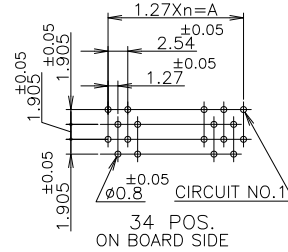
△ MATERIAL AND FINISH
 PLUG HOUSING ; THERMOPLASTIC (UL94V-0) COLOR:BLACK
 REC. CONTACT ; COPPER ALLOY FINISH OVER NICKEL
 MATING END: 0.0002 MIN. OR 0.00076 MIN. GOLD
 TERMINATION END: TIN OVER SEALING TREATMENT.

- 2 P.C.B. LAYOUT AND P.C.B. TREATMENT (REF.)
 USE A P.C.B. SURFACE ARE TREATED WITH SOLDER RESIST.
- △ KINK POSITIONS (4 POSITIONS).
- △ OBSOLETE PARTS: OBSOLETE CIS STREAMLINING PER D.RENAUD/D.SINISI



UNACCUMULATE TOLERANCE

UNACCUMULATE TOLERANCE



Au PL. 0.00076 MIN.	96	49	59.69	63.86	71.00	47	96	6-	-8
	68	35	41.91	46.08	53.22	33	68	6-	-7
	48	25	29.21	33.38	40.52	23	48	6-	-6
Au PL. 0.0002 MIN.	34	18	20.32	24.49	31.63	16	34	6-	-5
	96	49	59.69	63.86	71.00	47	96		-8
	68	35	41.91	46.08	53.22	33	68		-7
OBSOLETE	48	25	29.21	33.38	40.52	23	48		-6
	34	18	20.32	24.49	31.63	16	34		-5
									5174681

GENERAL TOLERANCE
 一般公差
 10 ≥ : ±0.2
 30 > 10 : ±0.25
 100 ≥ > 30 : ±0.3
 ANGLES : ±3°

THIS DRAWING IS A CONTROLLED DOCUMENT.

DIMENSIONS:	TOLERANCES UNLESS OTHERWISE SPECIFIED:
単位: 概 mm	一般公差
0 PLC	± -
1 PLC	± -
2 PLC	± -
3 PLC	± -
4 PLC	± -
ANGLES	± -

MATERIAL 材料
 FINISH 仕上

DWN T.KAWAMAE 18JAN05
 CHK I.NENOMOTO 18JAN05
 APVD I.NENOMOTO 18JAN05

STE TE Connectivity

NAME 名称
 PLUG ASSY VERTICAL (W/KINK)
 AMPLIMITE .050 SERIES I B-TO-B CONN.

PRODUCT SPEC
 製品規格
 PUG-60036

APPLICATION SPEC
 取付適用規格

WEIGHT
 A3 00779 C=5174681

CUSTOMER DRAWING SCALE 尺度 2:1 SHEET 1 OF 1 REV P