

4

3

2

1

THIS DRAWING IS UNPUBLISHED. RELEASED FOR PUBLICATION OCT. 2003.
 © COPYRIGHT 2003 BY TYCO ELECTRONICS CORPORATION. ALL RIGHTS RESERVED.

LOC	DIST	REVISIONS			
P	LTR	DESCRIPTION	DATE	DWN	APVD
B		EBDO-0068-04	27JAN2004	JMS	FWK
B1		REVISED PER ECO-09-024606	02NOV09	KK	AEG

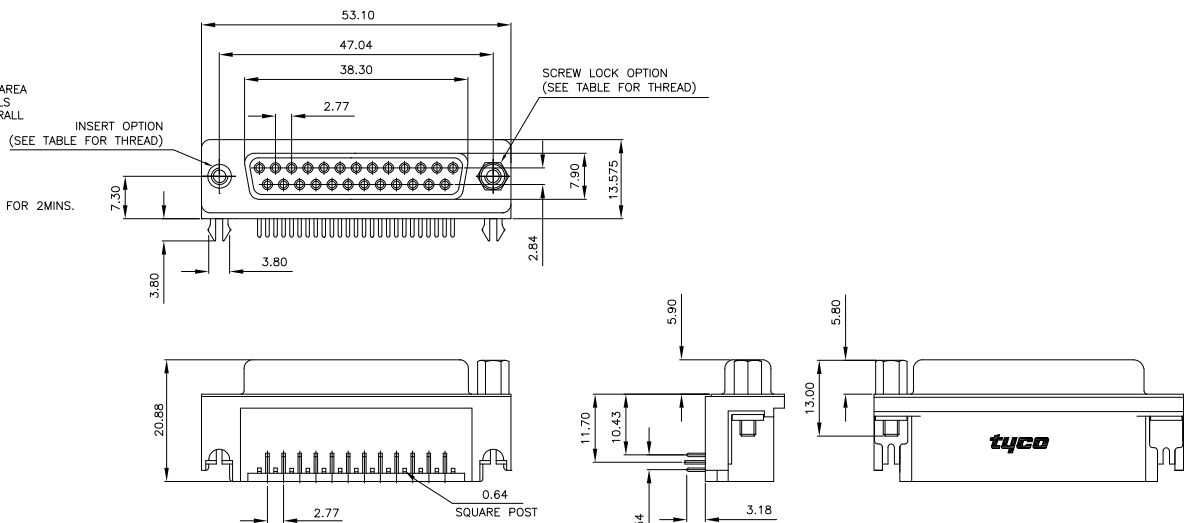
- NOTES:
 1. FOR LOCAL DATA REFER TO YOUR LOCAL TYCO ELECTRONICS SALES OFFICE.
 2. ALL DIMENSIONS ARE NOMINAL FOR REFERENCE ONLY UNLESS OTHERWISE STATED.

3. MATERIAL :
 HOUSING : THERMOPLASTIC, UL94V-0
 BLACK COLOR
 CONTACTS : PHOSPHOR BRONZE
 SHELL : STEEL
 BOARDLOCK : BRASS
 SCREW : BRASS

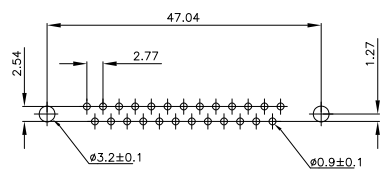
4. FINISH :
 CONTACT : 0.38µm MIN. GOLD PLATED ON CONTACT AREA
 2.54µm MIN. TIN PLATED ON SOLDERTAILS
 1.27µm MIN. NICKEL UNDERPLATED OVERALL
 SHELL : 1.52µm MIN. TIN PLATED
 BOARD LOCK : 1.52µm MIN. TIN PLATED
 SCREW : 1.27µm MIN. NICKEL PLATED.

5. CHARACTERISTICS
 CURRENT RATING : 5A
 INSULATION RESISTANCE : 1000MOHMS MIN, 500VDC FOR 2MINS.
 TEMPERATURE RATING : -55DEGC ~ +105DEGC
 VOLTAGE RATING : 250VDC

△ OBSOLETE PARTS: OBSOLETE CIS STREAMLINING PER D.RENAUD/D.SINISI



P.C.B. LAYOUT



△ OBSOLETE	25 WAY D SOCKET WITH BOARD LOCKS & 2 x M3 SCREW LOCKS, 0.38µm GOLD, RIGHT ANGLE	4-1634586-2
△ OBSOLETE	25 WAY D SOCKET WITH BOARD LOCKS & 2 x 4-40 SCREW LOCKS, 0.38µm GOLD, RIGHT ANGLE	3-1634586-2
△ OBSOLETE	25 WAY D SOCKET WITH BOARD LOCKS & 2 x M3 INSERTS, 0.38µm GOLD, RIGHT ANGLE	2-1634586-2
	25 WAY D SOCKET WITH BOARD LOCKS & 2 x 4-40 INSERTS, 0.38µm GOLD, RIGHT ANGLE	1-1634586-2

THIS DRAWING IS A CONTROLLED DOCUMENT.		DWN	J.SANDWELL	15SEP2003	Tyco Electronics Corporation Stanmore, Middlesex, HA7 4RS
DIMENSIONS: MM		CHK	S.EBBUTT	15SEP2003	
TOLERANCES UNLESS OTHERWISE SPECIFIED:		APVD	F.WHEELER-KING	15SEP2003	NAME
0 PLC	±	PRODUCT SPEC		25 WAY D-SUB SOCKET WITH BOARD LOCK	
1 PLC	±	APPLICATION SPEC		SIZE	CAGE CODE
2 PLC	±	WEIGHT		A3	00779
3 PLC	±	MATERIAL		DRAWING NO	
4 PLC	±	FINISH		C-1634586	
ANGLES	±	CUSTOMER DRAWING		SCALE	NTS
				SHEET	1 OF 2
				REV	B1

4

3

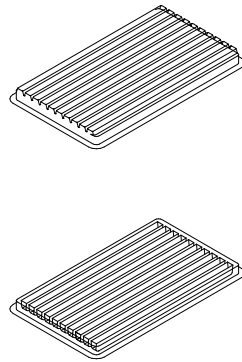
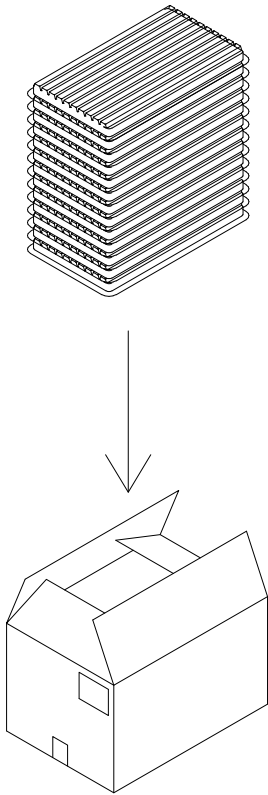
2

1

THIS DRAWING IS UNPUBLISHED. RELEASED FOR PUBLICATION OCT. 2003.
 © COPYRIGHT 2003 BY TYCO ELECTRONICS CORPORATION. ALL RIGHTS RESERVED.

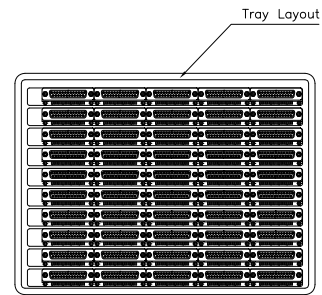
LOC		DIST		REVISIONS			
P	LTR	DESCRIPTION		DATE	DWN	APVD	
B		SEE SHEET 1		-	-	-	

NOTES:
 1. DIMENSION:
 TRAY: L=310, W=220, H=23
 SHIPPING
 BOX: L=335, W=230, H=320
 2. QUANTITY:
 50 PCS/TRAY
 13 TRAY/SHIPPING BOX



COVER

TRAY



Tray Layout

THIS DRAWING IS A CONTROLLED DOCUMENT.		DWN J. SANDWELL 15SEP2003	Tyco Electronics Corporation Tyco Electronics Corporation Stanmore, Middlesex, HA7 4RS															
DIMENSIONS: MM		CHK S. EBUTT 15SEP2003	NAME 25 WAY D-SUB SOCKET WITH BOARD LOCK															
<table border="1"> <tr> <th colspan="2">TOLERANCES UNLESS OTHERWISE SPECIFIED:</th> </tr> <tr> <td>0. PLC</td> <td>± .05</td> </tr> <tr> <td>1. PLC</td> <td>± .05</td> </tr> <tr> <td>2. PLC</td> <td>± .05</td> </tr> <tr> <td>3. PLC</td> <td>± .05</td> </tr> <tr> <td>4. PLC</td> <td>± .05</td> </tr> <tr> <td>ANGLES</td> <td>± .05</td> </tr> </table>		TOLERANCES UNLESS OTHERWISE SPECIFIED:		0. PLC	± .05	1. PLC	± .05	2. PLC	± .05	3. PLC	± .05	4. PLC	± .05	ANGLES	± .05	APVD E. WHEELER-KING 15SEP2003	RESTRICTED TO	
TOLERANCES UNLESS OTHERWISE SPECIFIED:																		
0. PLC	± .05																	
1. PLC	± .05																	
2. PLC	± .05																	
3. PLC	± .05																	
4. PLC	± .05																	
ANGLES	± .05																	
MATERIAL		PRODUCT SPEC	SIZE A3	CAGE CODE 00779														
FINISH		APPLICATION SPEC	DRAWING NO C-1634586	RESTRICTED TO														
		WEIGHT	SCALE NTS															
		CUSTOMER DRAWING		SHEET 2 OF 2 REV B1														