THIS DRAWING IS UNPUBLISHED. RELEASED FOR PUBLICATION
© COPYRIGHT – BY TYCO ELECTRONICS CORPORATION. ALL RIGHTS RESERVED.

LOC	DIST	REVISIONS				
GP	00	P	LTR	DESCRIPTION	DATE	DRN	APVD
			M	REVISED PER ECO-06-024575	24JAN07	JDP	EDB

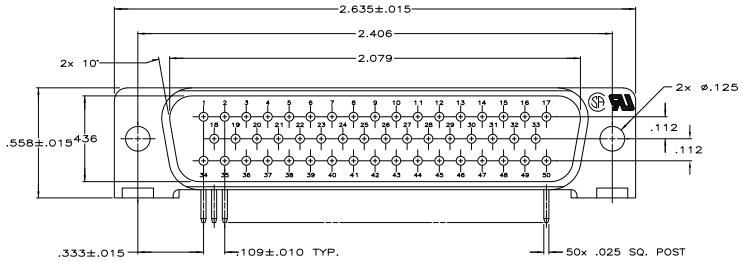

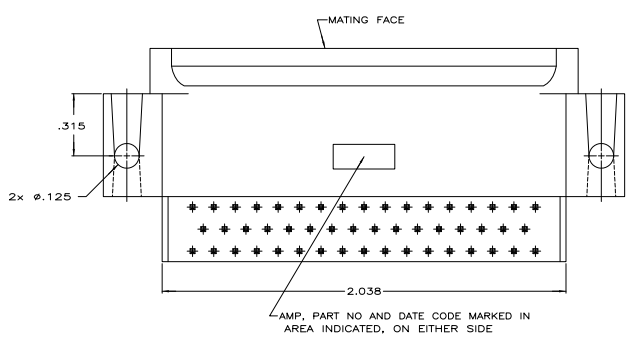

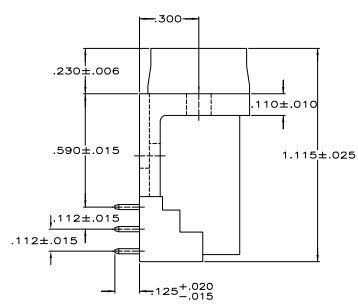

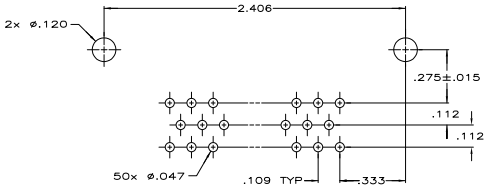

P.C. BOARD MOUNTING DIMENSIONS

1. CONNECTOR MATES WITH ANY 50 POS. RECEPTACLE IN AMPLIMITE SERIES & COMPLIES WITH AMP SPEC. 108-40,005 WHERE APPLICABLE.

2. FLAME RETARDANT 94V-0 RATED THERMOPLASTIC; COLOR: BLACK.

3. BRASS PER MIL-C-50.

4. GOLD PLATING PER MIL-G-45204, TIN PLATING PER MIL-T-10727, NICKEL PLATING PER QQ-N-290.

5. GOLD PLATED FOR LENGTH OF .150 MIN FROM MATING END, .000030 MIN GOLD IN MATED AREA, .000100 MIN TIN-LEAD ON OPPOSITE END, BOTH OVER .000050 MIN NICKEL.
OR
PALLADIUM NICKEL PLATED FOR LENGTH OF .150 MIN FROM MATING END, OVER .000030 MIN PALLADIUM NICKEL IN MATED AREA, .000100 MIN TIN-LEAD ON OPPOSITE END, BOTH OVER .000050 MIN NICKEL.

6. .000050 GOLD FOR LENGTH OF .150 MIN FROM MATING END, GOLD FLASH ON REMAINDER. ALL OVER .000050 NICKEL ON ENTIRE CONTACT.

7. GOLD PLATED FOR LENGTH OF .150 MIN FROM MATING END, GOLD FLASH IN MATED AREA. .000100 MIN TIN ON SOLDER END, BOTH OVER .000050 MIN NICKEL.

OBSOLETE	5	206971-5
OBSOLETE	4	206971-4
OBSOLETE	6	206971-3
	5	206971-2
	7	206971-1
	CONTACT FINISH	PART NUMBER

THIS DRAWING IS A CONTROLLED DOCUMENT.

DIMENSIONS: INCHES
TOLERANCES UNLESS OTHERWISE SPECIFIED: 0 PLC ± – ; 1 PLC ± – ; 2 PLC ± .005 ; 3 PLC ± – ; 4 PLC ± – ; ANGLES ± 2°

MATERIAL: MOLDED PARTS: 2 CONTACTS: 3 — FINISH: 4 SEE TABLE

DWN J. POLIGNONE 01FEB07
CHK E. BRIANT 01FEB07
APVD E. BRIANT 01FEB07
PRODUCT SPEC 108-40025
APPLICATION SPEC 114-40015
WEIGHT –
CUSTOMER DRAWING

Tyco Electronics Corporation
Harrisburg, PA 17105-3608

NAME: PLUG ASSEMBLY, SIZE 5, 50 POS., RIGHT ANGLE, .590 SERIES, .025 SQ. POSTS, AMPLIMITE HD-20

SIZE A1 | CAGE CODE 00779 | DRAWING NO C-206971 | RESTRICTED TO –
SCALE 4:1 | SHEET 1 OF 1 | REV M

AMP 4805 REV 31MAR2000

Downloaded from Elcodis.com electronic components distributor