

4

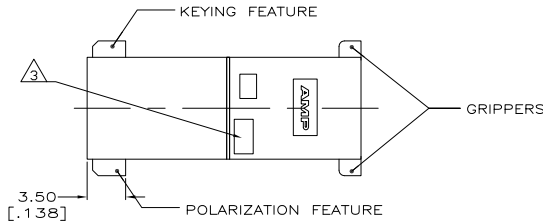
3

2

1

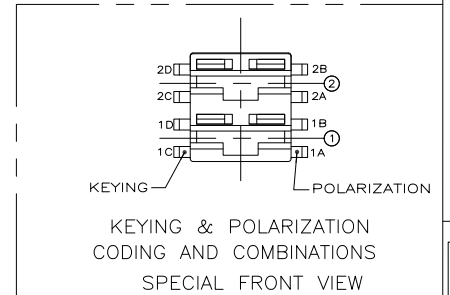
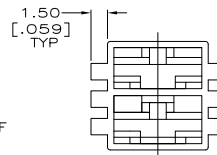
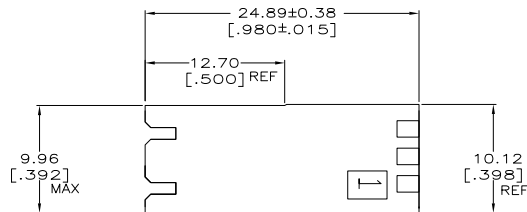
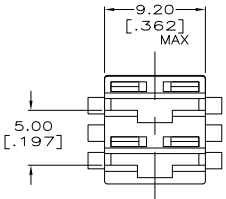
THIS DRAWING IS UNPUBLISHED. RELEASED FOR PUBLICATION. ALL RIGHTS RESERVED.

LOC	DIST	REVISIONS			
F	LR	DESCRIPTION	DATE	BY	APPD
AF	50	REVISED PER ECO-12-000143	04JAN12	JR	MKD



- 1 ACCEPTS RECEPTACLE CONTACTS 1217378 (#18-#22 AWG SINGLE WIRE), 1217094 (#18-#14 AWG SINGLE WIRE) AND 1217095 (TWO #18'S OR TWO #16'S OR A #16 + #18 COMBINATION).
- 2 FRONT AND BACK VIEWS SHOW ONLY THE GRIPPERS. FOR KEYING AND POLARIZATION FEATURES, SEE SPECIAL FRONT VIEW.

- △3 DFE SYMBOL
- △4 PRELIMINARY - NOT FOR PRODUCTION



PA 66/6	02-A	NATURAL	1C,2D	1B & 2A	△4	1-521204-2
PA 6	02-A	NATURAL	1C,2D	1B & 2A	△4	1-521204-1
PA 66/6	-	BLUE	1C,2D	1A,1B,2A,2B	△4	1-521204-0
PA 66/6	02-C	BLUE	1C,2D	2A	△4	521204-9
PA 66/6	02-K	BLUE	1C	1A & 2A		521204-8
PA 66/6	02-B	BLUE	1C	1A & 2B		521204-7
PA 66/6	02-A	BLUE	1C,2D	1B & 2A		521204-6
PA 66/6	-	BLUE	NONE	NONE		521204-5
PA 66/6	-	NATURAL	1D	1A & 2B	△4	521204-4
PA 66/6	02-E	NATURAL	2D	1A & 2B	△4	521204-3
PA 66/6	-	BLUE	1D	1A & 2B		521204-2
PA 66/6	02-E	BLUE	2D	1A & 2B		521204-1

△3 DFE SYMBOL	RAST CONFIGURATION	FINISH/COLOR	KEYING FEATURE	POLARIZATION FEATURES	PART NO.
THIS DRAWING IS A CONTROLLED DOCUMENT.			DRN: JR_RUTH 10/20/98	TE Connectivity	
DIMENSIONS: mm			CHK: MS_FELDER 10/20/98	TE HOUSING, RECEPT, POSITIVE-LOCK, MKIII, 6.35 [250] SERIES, 2 POSITION	
TOLERANCES UNLESS OTHERWISE SPECIFIED:			APP: J. GILLESPIE	APPROVAL: [Signature]	
0 PLC ± -			PRODUCT SPEC: -	APPLICATION SPEC: -	
1 PLC ± -			SIZE: A2	CASE CODE: 00779	
2 PLC ± 0.25 (010)			WEIGHT: -	DRAWING NO: C=521204	
3 PLC ± -			FINISH: SEE TABLE	SCALE: 4:1	
4 PLC ± -			MATERIAL: NYLON	SHEET: 1 of 1	
ANGLES ± -			REVISIONS: CUSTOMER DRAWING	REV: R6	