

4

3

2

1

THIS DRAWING IS UNPUBLISHED. RELEASED FOR PUBLICATION  
 © COPYRIGHT - BY TYCO ELECTRONICS CORPORATION. ALL RIGHTS RESERVED.

LOC	DIST	REVISIONS			
P	LTR	DESCRIPTION	DATE	DWN	APVD
	C13	REVISED PER ECO-10-009056	09AUG10	HMR	CR

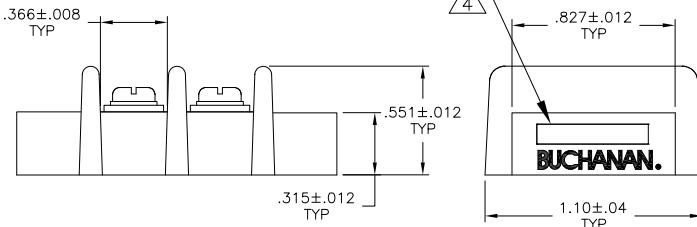
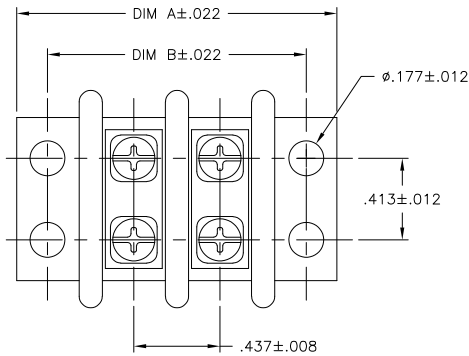
PHYSICAL PROPERTIES:  
 HOUSING MATERIAL: THERMOPLASTIC, PC  
 FLAMABILITY: UL94V-0  
 COLOR: BLACK

TERMINAL:  
 TERMINALS: BRASS, TIN PLATED  
 SCREWS: 6-32 STEEL, NICKEL PLATED

MECHANICAL:  
 PITCH: .437  
 WIRE RANGE: 14-22 AWG  
 RECOMMENDED TIGHTENING TORQUE: 12IN-LB

ELECTRICAL PROPERTIES:  
 MAX CURRENT: 25A  
 OPERATING VOLTAGE: 300V

ENVIRONMENTAL PROPERTIES:  
 OPERATING TEMP: -40°C TO 120°C



11.764	12.110	26	2-1546671-6
11.327	11.673	25	2-1546671-5
10.90	11.236	24	2-1546671-4
10.453	10.799	23	2-1546671-3
10.016	10.362	22	2-1546671-2
9.579	9.925	21	2-1546671-1
9.142	9.488	20	2-1546671-0
8.705	9.051	19	1-1546671-9
8.268	8.614	18	1-1546671-8
7.831	8.177	17	1-1546671-7
7.394	7.740	16	3-1546671-0
7.394	7.740	16	2-1546671-9
7.394	7.740	16	1-1546671-6
6.957	7.303	15	1-1546671-5
6.520	6.866	14	2-1546671-8
6.520	6.866	14	1-1546671-4
6.083	6.429	13	1-1546671-3
5.646	5.992	12	1-1546671-2
5.209	5.555	11	1-1546671-1
4.772	5.118	10	1-1546671-0
4.335	4.681	9	2-1546671-7
4.335	4.681	9	1546671-9
3.898	4.244	8	1546671-8
3.461	3.807	7	1546671-7
3.024	3.370	6	3-1546671-1
3.024	3.370	6	1546671-6
2.587	2.933	5	1546671-5
2.150	2.496	4	1546671-4
1.713	2.059	3	1546671-3
1.276	1.622	2	1546671-2
DIM B	DIM A	NO OF POS	PART NUMBER

- 1 MARKED WITH WHITE INK APPROX AS SHOWN.
- 2 SEE FIGURE.
- 3 PRELIMINARY PART NUMBER.
- 4 TE LOGO LOCATED APPROXIMATE AREA SHOWN.

THIS DRAWING IS A CONTROLLED DOCUMENT.

DIMENSIONS:	TOLERANCES UNLESS OTHERWISE SPECIFIED:	DWN S SCHEGEL 4/4/03	Tyco Electronics Corporation Harrisburg, PA 17105-3608
INCHES	0 PLC ± -	CHK C RICHARD 4/4/03	
	1 PLC ± -	APVD C RICHARD 4/4/03	
	2 PLC ± .01	NAME	
	3 PLC ± .005	PRODUCT SPEC	DOUBLE ROW BARRIER STRIP W/ WIRE CLAMP, .437 SPACING
	4 PLC ± -	APPLICATION SPEC	RESTRICTED TO
	ANGLES ± 2°	WEIGHT	SIZE A3 CAGE CODE 00779 DRAWING NO C-1546671
MATERIAL	FINISH	CUSTOMER DRAWING	SCALE NTS SHEET 1 OF 3 REV C13

4

3

2

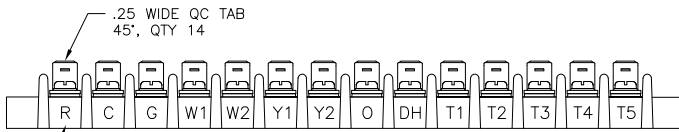
1

THIS DRAWING IS UNPUBLISHED. RELEASED FOR PUBLICATION  
 © COPYRIGHT - BY TYCO ELECTRONICS CORPORATION. ALL RIGHTS RESERVED.

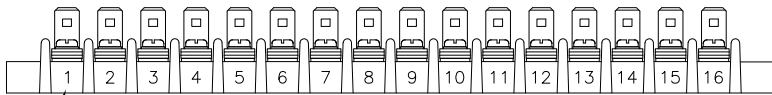
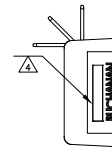
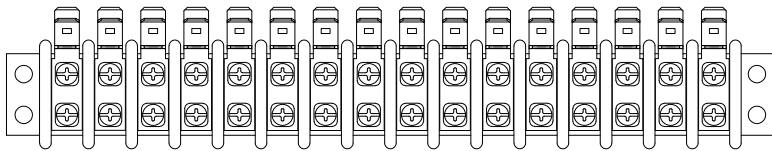
LOC	DIST	REVISIONS			
P	LTR	DESCRIPTION	DATE	DWN	APVD
FT	0	SEE SHEET 1	-	-	-



2-1546671-7



2-1546671-8



2-1546671-9

THIS DRAWING IS A CONTROLLED DOCUMENT.

DIMENSIONS:	TOLERANCES UNLESS OTHERWISE SPECIFIED:
INCHES	0 PLC ± -
	1 PLC ± -
	2 PLC ± .01
	3 PLC ± .005
	4 PLC ± -
	ANGLES ± 2°
MATERIAL	FINISH
-	-

DWN	S SCHEGEL	4/4/03	Tyco Electronics Corporation Harrisburg, PA 17105-3608	
CHK	C RICHARD	4/4/03	Tyco Electronics	
APVD	C RICHARD	4/4/03	NAME	
PRODUCT SPEC			DOUBLE ROW BARRIER STRIP W/ WIRE CLAMP, .437 SPACING	
APPLICATION SPEC			SIZE	RESTRICTED TO
WEIGHT			A3	-
CUSTOMER DRAWING			CAGE CODE	DRAWING NO
			00779	1546671
			SCALE	SHEET
			NTS	2 of 3
			REV	C13

4

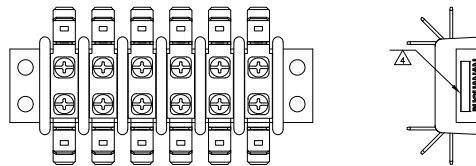
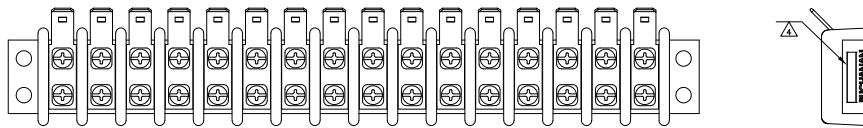
3

2

1

THIS DRAWING IS UNPUBLISHED. RELEASED FOR PUBLICATION  
 © COPYRIGHT - BY TYCO ELECTRONICS CORPORATION. ALL RIGHTS RESERVED.

LOC	DIST	REVISIONS			
P	LTR	DESCRIPTION	DATE	DWN	APVD
FT	0	SEE SHEET 1	-	-	-



3-1546671-1

THIS DRAWING IS A CONTROLLED DOCUMENT.		DWN	S SCHEGEL	4/4/03	Tyco Electronics Corporation Harrisburg, PA 17105-3608					
		CHK	C RICHARD	4/4/03						
DIMENSIONS: INCHES		APVD	C RICHARD	4/4/03	NAME DOUBLE ROW BARRIER STRIP W/ WIRE CLAMP, .437 SPACING					
TOLERANCES UNLESS OTHERWISE SPECIFIED: 0 PLC ± - 1 PLC ± - 2 PLC ± .01 3 PLC ± .005 4 PLC ± - ANGLES ± 2°		PRODUCT SPEC								
MATERIAL	FINISH	APPLICATION SPEC			SIZE	CAGE CODE	DRAWING NO	RESTRICTED TO		
-	-	WEIGHT			A3	00779	C-1546671	-		
CUSTOMER DRAWING					SCALE	NTS	SHEET	3 OF 3	REV	C13