

4

3

2

1

THIS DRAWING IS UNPUBLISHED. RELEASED FOR PUBLICATION
 © COPYRIGHT BY TYCO ELECTRONICS CORPORATION. ALL INTERNATIONAL RIGHTS RESERVED.

LOC	DIST	REVISIONS				
P	LTR	DESCRIPTION	DATE	DWN	APVD	
FT	0					
		REVISED PER ECO-10-013617	26JUL10	HMR	CR	

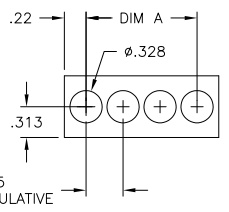
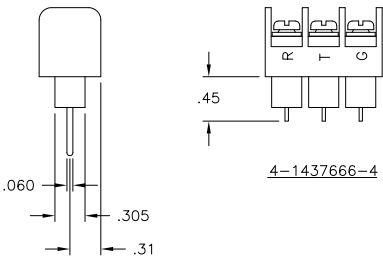
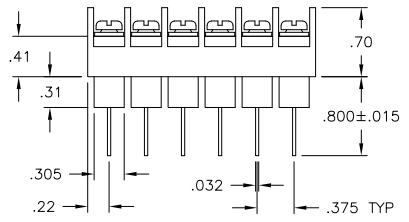
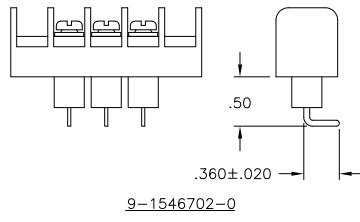
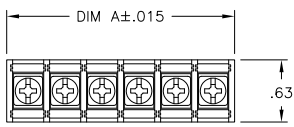
MATERIAL:
 HOUSING: THERMOPLASTIC, UL94V-0, BLACK.
 TERMINALS: BRIGHT TIN OVER COPPER ALLOY.
 SCREWS: #6-32 STEEL, ZINC PLATING W/ CLEAR CHROMATE, EXCEPT WHERE NOTED.

ELECTRICAL:
 CURRENT RATING UL/CSA:
 CLASS C: 20A,300V.
 CLASS D: 5A,600V.
 WIRE RANGE: 12-22 AWG

MECHANICAL:
 RECOMMENDED TORQUE: 7 IN.-LB.
 OPERATING TEMP.: 105°C MAX.

- 1 SPECIAL PACKAGING.
- 2 SCREWS: 6-32 BRASS, NICKEL PLATED.

9.436	25	JC6-W408-25	2-1546702-1	
9.061	24	JC6-W408-24	2-1546702-0	
8.686	23	JC6-W408-23	1-1546702-9	
8.311	22	JC6-W408-22	1-1546702-8	
7.936	21	JC6-W408-21	1-1546702-7	
7.561	20	JC6-W408-20	1-1546702-6	
7.186	19	JC6-W408-19	1-1546702-5	
6.811	18	JC6-W408-18	1-1546702-4	
6.436	17	JC6-W408-17	1-1546702-3	
6.061	16	JC6-W408-16	1-1546702-2	
5.686	15	JC6-W408-15	1-1546702-1	
5.311	14	JC6-W408-14	1-1546702-0	
4.936	13	JC6-W408-13	1546702-9	
4.561	12	JC6-W408-12	4-1437666-6	
4.186	11	JC6-W408-11	1546702-8	
3.811	10	JC6-W408-10	1546702-7	
3.436	9	JC6-W408-09	1546702-6	
3.061	8	JC6-W408-08	1546702-5	
2.686	7	JC6-W408-07	1546702-4	
2.311	6	JC6-W408-06	1546702-3	
1.936	5	JC6-W408-05	3-796985-7	
1.936	5	JC6-W408-05	1546702-2	
1.561	4	JC6-W408-04	3-796985-6	
1.561	4	JC6-W408-04	4-1437666-5	
PRELIMINARY	1.936	3	JC6-W408-03-237	9-1546702-0
1	1.186	3	JC6-W408-03-147	4-1437666-4
1	1.186	3	JC6-W408-03	4-1437666-3
	.811	2	JC6-W408-02	1546702-1



THIS DRAWING IS A CONTROLLED DOCUMENT.

DIMENSIONS:	TOLERANCES UNLESS OTHERWISE SPECIFIED:
INCHES	
0 PLC	± -
1 PLC	± -
2 PLC	±.01
3 PLC	±.005
4 PLC	± -
ANGLES	± -
MATERIAL	FINISH
-	-

DWN	S. SCHLEGEL	5/27/03	Tyco Electronics Corporation Harrisburg, PA 17105-3608		
CHK	S. YODER	5/27/03	Tyco Electronics		
APVD	S. YODER	5/27/03	NAME		
PRODUCT SPEC			JC6-W408-XX ASSEMBLY		
APPLICATION SPEC			RESTRICTED TO		
SIZE	A3	CAGE CODE	00779	DRAWING NO	4-1437666-3
WEIGHT	-	CUSTOMER DRAWING	SCALE	NTS	SHEET 1 of 1 REV E