

4

3

2

1

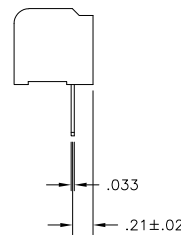
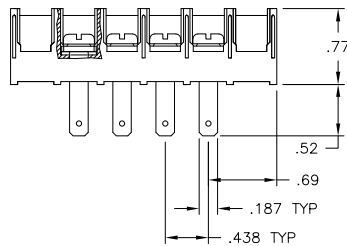
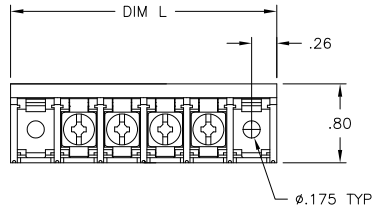
THIS DRAWING IS UNPUBLISHED. RELEASED FOR PUBLICATION
 © COPYRIGHT - BY TYCO ELECTRONICS CORPORATION. ALL RIGHTS RESERVED.

LOC	DIST	REVISIONS				
P	LTR	DESCRIPTION	DATE	DWN	APVD	
FT	0					
	C	REVISED PER ECO-10-004812	04MAY10	HMR	CR	

MATERIALS:
 HOUSING: THERMOPLASTIC, UL94V-0, BLACK.
 TERMINAL: BRIGHT TIN OVER COPPER ALLOY.
 SCREWS: 8-32, ZINC PLATED STEEL.

ELECTRICAL:
 CURRENT RATING: 30A
 VOLTAGE RATING: 600V
 WIRE RANGE: 10-18 AWG (UL)
 10-22 AWG (CSA)

MECHANICAL:
 RECOMMENDED TORQUE: 20 IN-LB.
 OPERATING TEMP.: -40°C TO +120°C MAX.



8.823	18	8QCV-18-006	1-1546584-8
8.385	17	8QCV-17-006	1-1546584-7
7.948	16	8QCV-16-006	1-1546584-6
7.510	15	8QCV-15-006	1-1546584-5
7.073	14	8QCV-14-006	1-1546584-4
6.635	13	8QCV-13-006	1-1546584-3
6.198	12	8QCV-12-006	1-1546584-2
5.760	11	8QCV-11-006	3-1437659-1
5.323	10	8QCV-10-006	3-1437659-0
4.885	9	8QCV-09-006	1546584-9
4.448	8	8QCV-08-006	9-1546159-9
4.010	7	8QCV-07-006	1546584-7
3.573	6	8QCV-06-006	9-1546159-8
3.135	5	8QCV-05-006	2-1437659-2
2.698	4	8QCV-04-006	2-1437659-0
2.260	3	8QCV-03-006	9-1546159-5
1.823	2	8QCV-02-006	1-1437659-1

DIM L	NO OF POS	CATALOG NUMBER	TE NUMBER

THIS DRAWING IS A CONTROLLED DOCUMENT.		DWN S SCHLEGEL 10/25/06	Tyco Electronics Corporation Harrisburg, PA 17105-3608	
DIMENSIONS: INCHES		CHK S YODER 10/25/06	Tyco Electronics	
TOLERANCES UNLESS OTHERWISE SPECIFIED:		APVD S YODER 10/25/06	NAME	
0 PLC ± -		PRODUCT SPEC		
1 PLC ± -		APPLICATION SPEC		
2 PLC ± .01		SIZE		
3 PLC ± .005		CAGE CODE		
4 PLC ± -		DRAWING NO		
ANGLES ± 1°		RESTRICTED TO		
MATERIAL	FINISH	WEIGHT	A3 00779	1-1437659-1
		CUSTOMER DRAWING		SCALE 1:1 SHEET 1 OF 1 REV C