

4

3

2

1

THIS DRAWING IS UNPUBLISHED. RELEASED FOR PUBLICATION  
 © COPYRIGHT - By - ALL RIGHTS RESERVED.

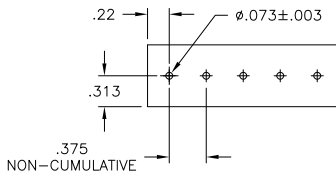
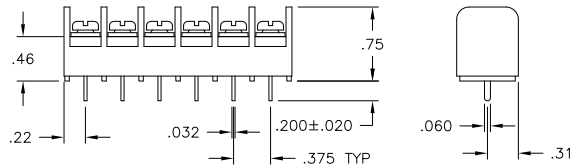
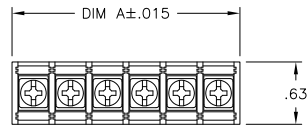
LOC	DIST	REVISIONS				
P	LTR	DESCRIPTION	DATE	DWN	APVD	
FT	0					
G1		REVISED PER ECO-11-004917	11MAR11	RK	HMR	

MATERIAL:  
 HOUSING: THERMOPLASTIC, UL94V-0, BLACK.  
 TERMINALS: BRIGHT TIN OVER COPPER ALLOY.  
 SCREWS: #6-32 STEEL, ZINC PLATING W/ CLEAR CHROMATE,  
 EXCEPT WHERE NOTED OTHERWISE.

ELECTRICAL:  
 RATED CURRENT UL/CSA:  
 CLASS C: 20A, 300V.  
 CLASS D: 5A, 600V.  
 WIRE RANGE: 12-22 AWG

MECHANICAL:  
 RECOMMENDED TORQUE: 7 IN.-LB.  
 OPERATING TEMP.: 105°C MAX.

- 1 SCREWS BOTTOMED.
- 2 NO SCREWS.
- 3 SCREWS ARE NICKEL PLATED BRASS.
- 4 PRELIMINARY



RECOMMENDED PCB LAYOUT

7.186	19	JC6-P108-19	4-796985-6
6.811	18	JC6-P108-18	4-796985-5
6.436	17	JC6-P108-17	5-1437666-7
6.061	16	JC6-P108-16	3-1437665-2
5.686	15	JC6-P108-15	4-796985-4
5.311	14	JC6-P108-14	3-1437665-1
4.936	13	JC6-P108-13	4-796985-3
4.561	12	JC6-P106-12	1776249-8
4.561	12	JC6-P108-12	3-1437665-0
4.186	11	JC6-P108-11-170	1-796985-5
4.186	11	JC6-P108-11	2-1437665-9
3.811	10	JC6-P108-10	2-1437665-8
3.436	9	JC6-P106-09	1776249-7
3.436	9	JC6-P108-09	796985-3
3.061	8	JC6-P106-08	1776249-3
3.061	8	JC6-P108-08	2-1437665-7
2.686	7	JC6-P106-07	1776249-2
2.686	7	JC6-P108-07	4-796985-2
2.311	6	JC6-P106-06	1776249-6
2.311	6	JC6-P108-06-169	1-796985-4
2.311	6	JC6-P108-06	2-1437665-5
1.936	5	JC6-P106-05	1776249-1
1.936	5	JC6-P108-05-161	2-1437665-4
1.936	5	JC6-P108-05	2-1437665-3
1.561	4	JC6-P108-04-230	1-1776249-0
1.561	4	JC6-P106-04	1776249-5
1.561	4	JC6-P108-04-186	796985-8
1.561	4	JC6-P108-04-167	1-796985-2
1.561	4	JC6-P108-04	2-1437665-2
1.186	3	JC6-P108-03-229	1776249-9
1.186	3	JC6-P106-03	1776249-4
1.186	3	JC6-P108-03	2-1437665-1
.811	2	JC6-P108-02-161	1-1776249-1
.811	2	JC6-P108-02	2-1437665-0

SEE FIGURE

SEE FIGURE

DIM. "A"	NO. OF POS.	CATALOG PART NO.	PART NO.
----------	-------------	------------------	----------

THIS DRAWING IS A CONTROLLED DOCUMENT.

DIMENSIONS: INCHES	TOLERANCES UNLESS OTHERWISE SPECIFIED:	DWN S. SCHLEGEL 18JUN02	TE Connectivity JC6-P108-XX ASSEMBLY			
		CHK S. YODER 6/18/02				
		APVD S. YODER 6/18/02				
		NAME				
		PRODUCT SPEC	SIZE	CAGE CODE	DRAWING NO	RESTRICTED TO
MATERIAL	FINISH	WEIGHT	A3	00779	C-2-1437665-0	
CUSTOMER DRAWING			SCALE	NTS	SHEET	1 OF 2
						REV G1

4

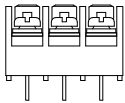
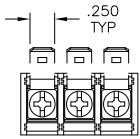
3

2

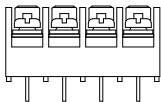
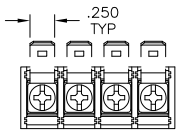

1

THIS DRAWING IS UNPUBLISHED. RELEASED FOR PUBLICATION  
 © COPYRIGHT - By - ALL RIGHTS RESERVED.

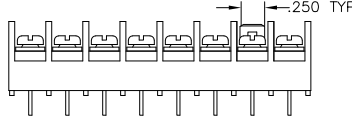
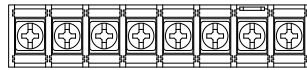
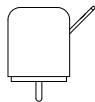
LOC	DIST	REVISIONS				
P	LTR	DESCRIPTION	DATE	DWN	APVD	
FT	0	SEE SHEET 1	-	-	-	



1776249-9



1-1776249-0



9-796985-9



4	3.061	8	JC6-P108-08-231	9-796985-9
	9.436	25	JC6-P108-25	5-796985-1
	9.061	24	JC6-P108-24	5-796985-0
	8.686	23	JC6-P108-23	4-796985-9
	8.311	22	JC6-P108-22	4-796985-8
	7.936	21	JC6-P108-21	1-796985-6
	7.561	20	JC6-P108-20	4-796985-7
	DIM. "A"	NO. OF POS.	CATALOG PART NO.	PART NO.

THIS DRAWING IS A CONTROLLED DOCUMENT.

DWN S SCHLEGEL 18JUN02

DIMENSIONS: INCHES

TOLERANCES UNLESS OTHERWISE SPECIFIED:



0 PLC ± -  
 1 PLC ± -  
 2 PLC ± .01  
 3 PLC ± .005  
 4 PLC ± -  
 ANGLES ± -

MATERIAL

FINISH

CHK S YODER 6/18/02

APVD S YODER 6/18/02

NAME

PRODUCT SPEC

APPLICATION SPEC

WEIGHT

**STE** TE Connectivity

JC6-P108-XX ASSEMBLY

SIZE CAGE CODE DRAWING NO RESTRICTED TO

A3 00779 C-2-1437665-0

CUSTOMER DRAWING SCALE NTS SHEET 2 of 2 REV G1