

4

3

2

1

THIS DRAWING IS UNPUBLISHED. RELEASED FOR PUBLICATION
 © COPYRIGHT - BY TYCO ELECTRONICS CORPORATION. ALL RIGHTS RESERVED.

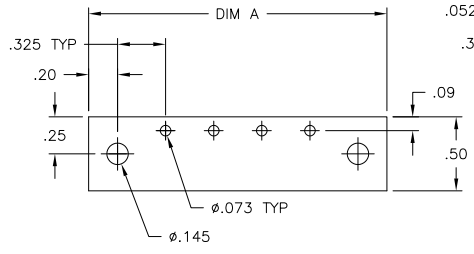
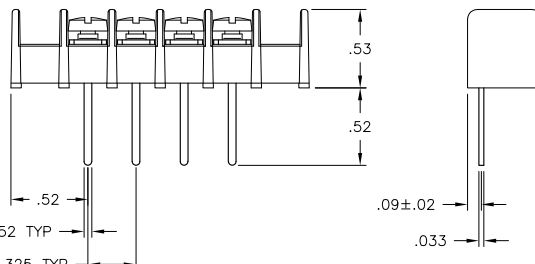
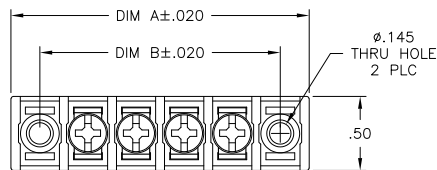
LOC	DIST	REVISIONS				
P	LTR	DESCRIPTION	DATE	DWN	APVD	
FT	0					
C		REVISED PER ECO-07-014969	6/25/07	SS	SRY	

MATERIALS:
 HOUSING: THERMOPLASTIC PA, UL94V-0, BLACK.
 TERMINALS: BRIGHT TIN PLATED, COPPER ALLOY.
 SCREWS: 6-32, STEEL, ZINC PLATED W/ CLEAR CHROMATE.

ELECTRICAL:
 UL CLASS C: 20A, 150V.
 UL CLASS D: 10A, 300V.
 CSA TYPE B: 20A, 300V.
 CSA TYPE C: 20A, 300V.
 CSA TYPE D: 10A, 300V.
 CSA TYPE E: 20A, 300V.
 WIRE RANGE: 12-22 AWG

MECHANICAL:
 OPERATING TEMP.: -40° TO +105°C
 RECOMMENDED TIGHTENING TORQUE: 7 IN-LBS.

9.425	9.815	28	4DB-W207-28	2-1546466-8
9.100	9.490	27	4DB-W207-27	2-1546466-7
8.775	9.165	26	4DB-W207-26	2-1546466-6
8.450	8.840	25	4DB-W207-25	2-1546466-5
8.125	8.515	24	4DB-W207-24	2-1546466-4
7.800	8.190	23	4DB-W207-23	2-1546466-3
7.475	7.865	22	4DB-W207-22	2-1546466-2
7.150	7.540	21	4DB-W207-21	2-1546466-1
6.825	7.215	20	4DB-W207-20	2-1546466-0
6.500	6.890	19	4DB-W207-19	1-1546466-9
6.175	6.565	18	4DB-W207-18	1-1546466-8
5.850	6.240	17	4DB-W207-17	1-1546466-7
5.525	5.915	16	4DB-W207-16	1-1546466-6
5.200	5.590	15	4DB-W207-15	1-1546466-5
4.875	5.265	14	4DB-W207-14	1-1546466-4
4.550	4.940	13	4DB-W207-13	1-1546466-3
4.225	4.615	12	4DB-W207-12	1-1546466-2
3.900	4.290	11	4DB-W207-11	1-1546466-1
3.575	3.965	10	4DB-W207-10	1-1546466-0
3.250	3.640	9	4DB-W207-09	1546466-9
2.925	3.315	8	4DB-W207-08	1546466-8
2.600	2.990	7	4DB-W207-07	1546466-7
2.275	2.665	6	4DB-W207-06	1546466-6
1.950	2.340	5	4DB-W207-05	1546466-5
1.625	2.015	4	4DB-W207-04	9-1437667-2
1.300	1.690	3	4DB-W207-03	9-1437667-1
.975	1.365	2	4DB-W207-02	9-1437667-0



RECOMMENDED PCB LAYOUT

THIS DRAWING IS A CONTROLLED DOCUMENT.		DWN	S SCHLEGEL	10/20/06	Tyco Electronics		Tyco Electronics Corporation Harrisburg, PA 17105-3608	
DIMENSIONS:		CHK	S YODER	10/20/06	NAME		4DB SERIES W207 STYLE	
INCHES		APVD	S YODER	10/20/06	PRODUCT SPEC		-	
TOLERANCES UNLESS OTHERWISE SPECIFIED:		APPLICATION SPEC		SIZE		CAGE CODE	DRAWING NO	RESTRICTED TO
0 PLC	± .01	-		A3		00779	9-1437667-0	-
1 PLC	± .01	-		WEIGHT		-		-
2 PLC	± .005	-		CUSTOMER DRAWING		SCALE		NTS
3 PLC	± .005	-		MATERIAL		-		SHEET
4 PLC	± .005	-		FINISH		-		1 of 1
ANGLES	± 2°	-		-		-		REV
-		-		-		-		C

AMP 1470-19 REV 31MAR2000