

4

3

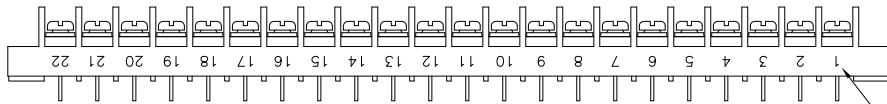
2

1

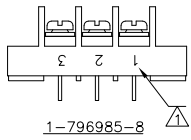
THIS DRAWING IS UNPUBLISHED. RELEASED FOR PUBLICATION
 © COPYRIGHT - BY TYCO ELECTRONICS CORPORATION. ALL RIGHTS RESERVED.

LOC FT 0
 DIST 0

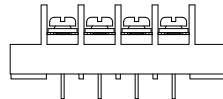
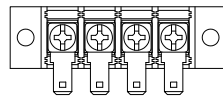
REVISIONS					
P	LTR	DESCRIPTION	DATE	DWN	APVD
-		SEE SHEET 1	-	-	-



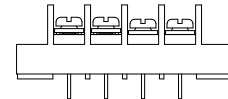
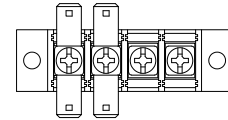
1776344-1



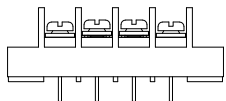
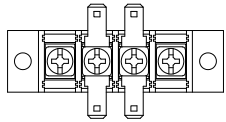
1-796985-8



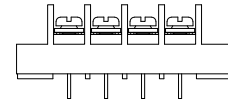
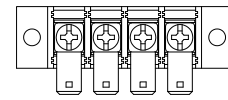
9-796985-7



1776344-2



9-796985-6



1776344-3

THIS DRAWING IS A CONTROLLED DOCUMENT.		DWN S SCHLEGEL 5/7/03	Tyco Electronics Corporation Harrisburg, PA 17105	
DIMENSIONS: INCHES		CHK S YODER 5/7/03	JC6-P208-XX ASSEMBLY	
TOLERANCES UNLESS OTHERWISE SPECIFIED:		APVD S YODER 5/7/03	RESTRICTED TO	
0 PLC ± -		NAME	-	
1 PLC ± -		PRODUCT SPEC	-	
2 PLC ± .01		APPLICATION SPEC	-	
3 PLC ± -		WEIGHT	-	
4 PLC ± -		SIZE	-	
ANGLES ± -		CAGE CODE	-	
FINISH		DRAWING NO	-	
MATERIAL		WEIGHT	-	
		SIZE	-	
		CAGE CODE	-	
		DRAWING NO	-	
		RESTRICTED TO	-	
		CUSTOMER DRAWING	-	
		SCALE	-	
		NTS	-	
		SHEET	-	
		2	-	
		OF	-	
		2	-	
		REV	-	
		D	-	

AMP 1470-19 REV 31MAR2000