

4

3

2

1

THIS DRAWING IS UNPUBLISHED. RELEASED FOR PUBLICATION
 © COPYRIGHT - By - ALL RIGHTS RESERVED.

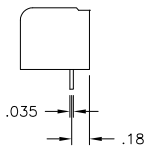
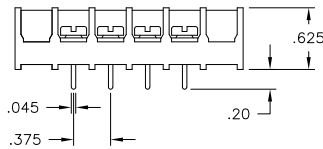
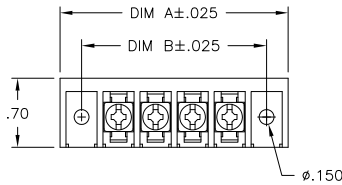
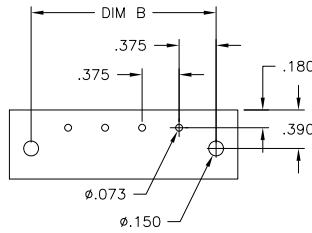
LOC		DIST		REVISIONS			
P	LTR	DESCRIPTION	DATE	DWN	APVD		
B3		REVISED PER ECO-11-005027	11MAR11	RK	HMR		

MATERIAL:
 HOUSING: THERMOPLASTIC, UL94V-0, BLACK.
 TERMINALS: BRIGHT TIN PLATED, COPPER ALLOY.
 SCREWS: 6-32, STEEL, ZINC PLATED WITH CLEAR CHROMATE.

ELECTRICAL:
 RATED CURRENT UL/CSA:
 CLASS C: 25A, 300V.
 CLASS D: 5A, 600V.
 WIRE RANGE: 12-22 AWG

MECHANICAL:
 RECOMMENDED TORQUE: 7 IN-LB.
 OPERATING TEMP: 105°C MAX.

- 1 BOTH END POSITION HAVE SQUARE HOLES AND ARE LEFT OPEN.
- 2 SCREWS ARE CAPTIVATED.



RECOMMENDED PCB LAYOUT

10.875	11.311	28	6PCV-28-008	1-1546686-2
10.500	10.936	27	6PCV-27-008	1-1546686-1
10.125	10.561	26	6PCV-26-008	1-1546686-0
9.750	10.186	25	6PCV-25-008	1546686-9
9.375	9.811	24	6PCV-24-008	1546686-8
9.000	9.436	23	6PCV-23-008	1546686-7
8.625	9.061	22	6PCV-22-008	1546686-6
8.250	8.686	21	6PCV-21-008	1546686-5
7.875	8.311	20	6PCV-20-008	7-1546158-4
7.500	7.936	19	6PCV-19-008	1546686-4
7.125	7.561	18	6PCV-18-008	1437654-9
6.750	7.186	17	6PCV-17-008	1546686-3
6.375	6.811	16	6PCV-16-672	9-1437653-3
6.375	6.811	16	6PCV-16-008	7-1546158-1
6.000	6.436	15	6PCV-15-008	7-1546158-0
5.625	6.061	14	6PCV-14-008	1546686-2
5.250	5.686	13	6PCV-13-008	6-1546158-8
4.875	5.311	12	6PCV-12-008	6-1546158-5
4.500	4.936	11	6PCV-11-008	6-1546158-3
4.125	4.561	10	6PCV-10-008	1546686-1
3.750	4.186	9	6PCV-09-008	6-1546158-0
3.375	3.811	8	6PCV-08-008	1-1437653-5
3.000	3.436	7	6PCV-07-008	5-1546158-7
2.625	3.061	6	6PCV-06-008	9-1437652-7
2.250	2.686	5	6PCV-05-1251	8-1437652-4
2.250	2.686	5	6PCV-05-008	8-1437652-3
1.875	2.311	4	6PCV-04-008	6-1437652-9
1.500	1.936	3	6PCV-03-008-OE	1-796988-3
1.500	1.936	3	6PCV-03-008	5-1437652-6
1.125	1.561	2	6PCV-02-008	4-1437652-1

DIM B	DIM A	NO. OF POS	CATALOG NUMBER	PART NO.
-------	-------	------------	----------------	----------

THIS DRAWING IS A CONTROLLED DOCUMENT.		DWN S SCHLEGEL 4/25/03
DIMENSIONS: INCHES		CHK S YODER 4/25/03
TOLERANCES UNLESS OTHERWISE SPECIFIED:		APVD S YODER 4/25/03
0 PLC	± .	PRODUCT SPEC
1 PLC	± .	APPLICATION SPEC
2 PLC	± .01	
3 PLC	± .005	
4 PLC	± .	
ANGLES	± 1°	
MATERIAL	FINISH	

TE Connectivity		NAME	
		6PCV-XX-008 ASSEMBLY	
SIZE	CAGE CODE	DRAWING NO	RESTRICTED TO
A3	00779	C-4-1437652-1	
CUSTOMER DRAWING		SCALE	SHEET
		NTS	1 of 1
		REV	B3

