

4

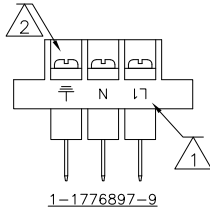
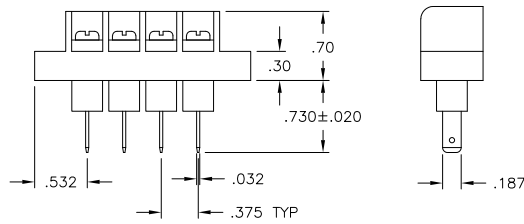
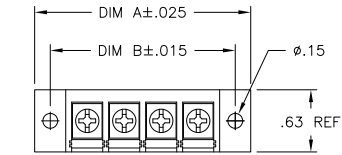
3

2

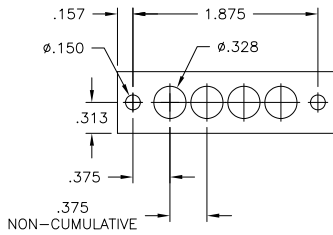
1

THIS DRAWING IS UNPUBLISHED. RELEASED FOR PUBLICATION
 © COPYRIGHT - BY TYCO ELECTRONICS CORPORATION. ALL RIGHTS RESERVED.

LOC	DIST	REVISIONS				
P	LTR	DESCRIPTION	DATE	DWN	APVD	
FT	0					
		REVISED PER ECO-10-013203	25JUN10	HMR	CR	



1-1776897-9



MOUNTING PANEL LAYOUT

PHYSICAL PROPERTIES:
 HOUSING: THERMOPLASTIC, UL94V-0, BLACK.
 TERMINALS: BRIGHT TIN OVER COPPER ALLOY.
 SCREWS: 6-32 STEEL, ZINC PLATING W/ CLEAR CHROMATE.
 PITCH: .375"
 MAX OPERATING TEMP.: +105°C
 RECOMMENDED TIGHTENING TORQUE: 7 IN.-LBS.

ELECTRICAL PROPERTIES:
 CURRENT RATING: 20A
 OPERATING VOLTAGE: 300V
 WIRE RANGE: 12-22 AWG

- 1 MARKED WITH WHITE PERMANENT INK.
- 2 SCREW IS GREEN.

7.439	6.375	18	BC6-F307-18	1-1776897-8
7.064	6.000	17	BC6-F307-17	1-1776897-7
6.689	5.625	16	BC6-F307-16	1-1776897-6
6.314	5.250	15	BC6-F307-15	1-1776897-5
5.939	4.875	14	BC6-F307-14	1-1776897-4
5.564	4.500	13	BC6-F307-13	1-1776897-3
5.189	4.125	12	BC6-F307-12	1-1776897-2
4.814	3.750	11	BC6-F307-11	1-1776897-1
4.439	3.375	10	BC6-F307-10	1-1776897-0
4.064	3.000	9	BC6-F307-09	1776897-9
3.689	2.625	8	BC6-F307-08	1776897-8
3.314	2.250	7	BC6-F307-07	1776897-7
2.939	1.875	6	BC6-F307-06	1776897-6
2.564	1.500	5	BC6-F307-05	1776897-5
2.189	1.125	4	BC6-F307-04	1776897-4
1.814	.750	3	BC6-F307-03-292	1-1776897-9
1.814	.750	3	BC6-F307-03	1776897-3
1.439	.375	2	BC6-F307-02	1776897-2

DIM B	DIM A	NO OF POS	CATALOG NUMBER	TE PART NO.
-------	-------	-----------	----------------	-------------

THIS DRAWING IS A CONTROLLED DOCUMENT.

DWN	S. SCHLEGEL	9/27/06	Tyco Electronics Corporation Harrisburg, PA 17105-3608
CHK	S. YODER	9/27/06	
APVD	S. YODER	9/27/06	
NAME			
DIMENSIONS: INCHES TOLERANCES UNLESS OTHERWISE SPECIFIED: 0 PLC ±. 1 PLC ±. 2 PLC ±. 3 PLC ±. 4 PLC ±. ANGLES ±. MATERIAL FINISH			BC6-F307-XX ASSEMBLY SIZE: A3 CAGE CODE: 00779 DRAWING NO: C-1776897 RESTRICTED TO:
CUSTOMER DRAWING			SCALE: 1:1 SHEET: 1 of 1 REV: C