THIS DRAWING IS UNPUBLISHED. | RELEASED FOR PUBLICATION – , – .

© COPYRIGHT – BY TYCO ELECTRONICS CORPORATION. ALL RIGHTS RESERVED.

LOC	DIST
FT	0

REVISIONS

P	LTR	DESCRIPTION	DATE	DWN	APVD
	B	REVISED PER ECO-10-013203	25JUN10	HMR	CR

MATERIAL:
HOUSING: THERMOPLASTIC, UL94V-0, BLACK.
TERMINALS: TIN PLATED COPPER ALLOY.
SCREWS: 6-32, STEEL, ZINC PLATED W/ CLR CHROMATE.

ELECTRICAL:
MAX CURRENT: 20A
OPERATING VOLTAGE: 300V.
WIRE RANGE: 12-22 AWG.

ENVIRONMENTAL:
OPERATING TEMP.: +105° MAX.

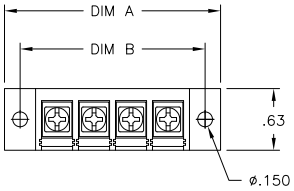

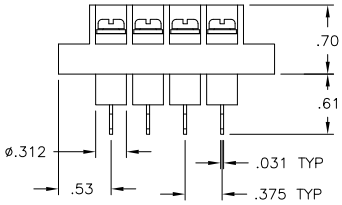

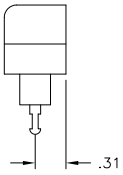

DIM A	DIM B	NO OF POS	CATALOG NUMBER	TE NUMBER
7.439	7.125	18	BC6-T308-18	1-1546865-8
7.064	6.750	17	BC6-T308-17	1-1546865-7
6.689	6.375	16	BC6-T308-16	1-1546865-6
6.314	6.000	15	BC6-T308-15	1-1546865-5
5.939	5.625	14	BC6-T308-14	1-1546865-4
5.564	5.250	13	BC6-T308-13	1-1546865-3
5.189	4.875	12	BC6-T308-12	1-1546865-2
4.814	4.500	11	BC6-T308-11	1-1546865-1
4.439	4.125	10	BC6-T308-10	1-1546865-0
4.064	3.750	9	BC6-T308-09	1546865-9
3.689	3.375	8	BC6-T308-08	1546865-8
3.314	3.000	7	BC6-T308-07	796603-1
2.939	2.625	6	BC6-T308-06	1546865-6
2.564	2.250	5	BC6-T308-05	1546865-5
2.189	1.875	4	BC6-T308-04	1546865-4
1.814	1.500	3	BC6-T308-03	4-1437662-2
1.439	1.125	2	BC6-T308-02	1546865-2

THIS DRAWING IS A CONTROLLED DOCUMENT.

DIMENSIONS: INCHES

TOLERANCES UNLESS OTHERWISE SPECIFIED:
0 PLC ± –
1 PLC ± –
2 PLC ± .01
3 PLC ± .005
4 PLC ± –
ANGLES ± –

MATERIAL –
FINISH –

DWN S SCHLEGEL 10/25/06
CHK S. YODER 10/25/06
APVD S. YODER 10/25/06
PRODUCT SPEC –
APPLICATION SPEC –
WEIGHT –

Tyco Electronics
Tyco Electronics Corporation
Harrisburg, PA 17105-3608

NAME BC6-T308-XX ASSEMBLY

SIZE	CAGE CODE	DRAWING NO	RESTRICTED TO
A3	00779	C-4-1437662-2	–

CUSTOMER DRAWING | SCALE NTS | SHEET 1 OF 1 | REV B

AMP 1470-19 REV 31MAR2000

Downloaded from Elcodis.com electronic components distributor