

4

3

2

1

THIS DRAWING IS UNPUBLISHED. RELEASED FOR PUBLICATION
 © COPYRIGHT - By - ALL RIGHTS RESERVED.

LOC		DIST		REVISIONS			
P	LTR	DESCRIPTION	DATE	DWN	APVD		
E		REVISED PER ECO-11-023401	01DEC11	KH	MS		

MATERIAL:
 HOUSING: THERMOPLASTIC, UL94V-0, BLACK.
 TERMINAL: M3 THREAD, BRIGHT TIN PLATED,
 COPPER ALLOY.
 SCREWS: M3 THREAD ZINC PLATED STEEL,
 EXCEPT WHERE OTHERWISE NOTED.

ELECTRICAL:
 RATED CURRENT: 10A.
 OPERATING VOLTAGE: 300V.
 WIRE RANGE: 16-30 AWG.

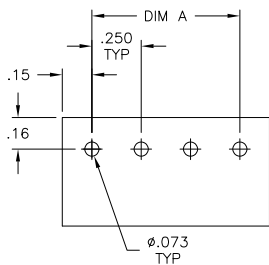
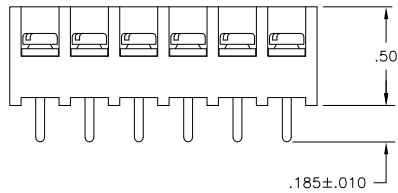
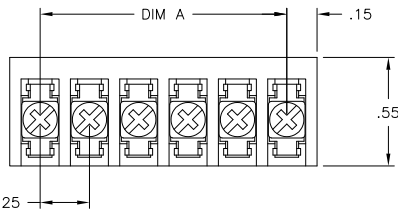
MECHANICAL:
 PITCH (TERMINAL SPACING): .250"
 OPERATING TEMP.: 120°C MAX.

SEE FIGURE.

M3 SCREWS, ZINC PLATED
 STEEL AND M3 THREADED
 TERMINAL.

3 RUNNING TORQUE: 4 IN-LB MAX.

OBsolete PARTS: OBSOLETE CIS
 STREAMLINING PER D.RENAUD/D.SINISI



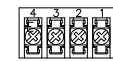
RECOMMENDED PCB LAYOUT



2-1546119-1



2-1546119-2



2-796988-7

7.25	30	3PCV-30-006	4-1546119-3
7.00	29	3PCV-29-006	2-1546533-9
6.75	28	3PCV-28-006	2-1546533-8
6.50	27	3PCV-27-006	2-1546533-7
6.25	26	3PCV-26-006	4-1546119-2
6.00	25	3PCV-25-006	2-1546533-5
5.75	24	3PCV-24-006	4-1546119-1
5.50	23	3PCV-23-006	2-1546533-3
5.25	22	3PCV-22-006	3-1546119-9
5.00	21	3PCV-21-006	2-1546533-1
4.75	20	3PCV-20-308	796597-2
4.75	20	3PCV-20-006	796597-1
4.50	19	3PCV-19-006	1-1546533-9
4.25	18	3PCV-18-006	3-1546119-7
4.00	17	3PCV-17-006	3-1546119-6
3.75	16	3PCV-16-006	7-1437646-8
3.50	15	3PCV-15-006	7-1437646-5
3.25	14	3PCV-14-006	7-1437646-3
3.00	13	3PCV-13-006	3-1546119-2
2.75	12	3PCV-12-006	6-1437646-7
2.50	11	3PCV-11-006	2-1546119-9
2.25	10	3PCV-10-006	6-1437646-2
2.00	9	3PCV-09-006	5-1437646-9
1.75	8	3PCV-08-006	5-1437646-7
1.50	7	3PCV-07-006	5-1437646-4
1.25	6	3PCV-06-006	5-1437646-0
1.00	5	3PCV-05-006	4-1437646-5
.75	4	3PCV-04-006-SPL	2-796988-7
.75	4	3PCV-04-006	4-1437646-2
.50	3	3PCV-03-006	3-1437646-9
.25	2	3PCV-02-297	2-1546119-2
.25	2	3PCV-02-296	2-1546119-4
.25	2	3PCV-02-006	3-1437646-3

OBsolete

OBsolete

OBsolete

THIS DRAWING IS A CONTROLLED DOCUMENT.		DWN	S SCHLEGEL	24MAR03	STE TE Connectivity	
		CHK	S YODER	3/24/03		
DIMENSIONS:		APVD	S YODER	3/24/03	NAME	
INCHES		PRODUCT SPEC		3PCV-XX-006 ASSEMBLY		
TOLERANCES UNLESS OTHERWISE SPECIFIED:		APPLICATION SPEC		RESTRICTED TO		
0 PLC ± -		WEIGHT		SIZE		
1 PLC ± -		-		CAGE CODE		
2 PLC ± .02		-		DRAWING NO		
3 PLC ± .010		-		4-1437646-2		
4 PLC ± -		-		REV		
ANGLES ± -		-		E		
MATERIAL		FINISH		CUSTOMER DRAWING		
-		-		SCALE		
				NTS		
				SHEET		
				1 of 1		