

4

3

2

1

THIS DRAWING IS UNPUBLISHED. RELEASED FOR PUBLICATION  
 © COPYRIGHT - By - ALL RIGHTS RESERVED.

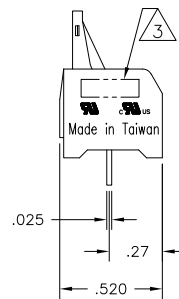
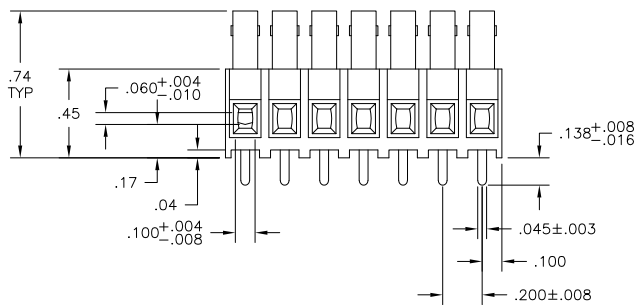
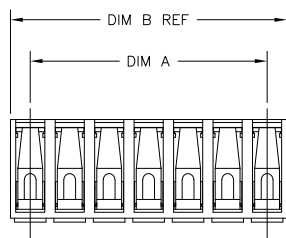
LOC	DIST	REVISIONS				
P	LTR	DESCRIPTION	DATE	DWN	APVD	
FT	0					
		D6 REVISED PER ECO-11-009329	14JUN11	HMR	CR	

**MATERIAL:**  
 HOUSING: THERMOPLASTIC POLYESTER, UL94V-0, BLACK  
 LEVER: THERMOPLASTIC, UL94V-0, WHITE, UNLESS OTHERWISE NOTED.  
 TERMINAL: BRIGHT ACID TIN OVER COPPER ALLOY

**ELECTRICAL:**  
 MAXIMUM CURRENT: 10A  
 OPERATING VOLTAGE: 150/300V (LIMITED RATINGS)  
 WIRE RANGE: 18-22 STRANDED ONLY

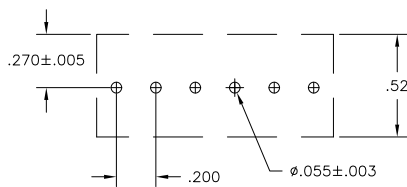
**ENVIRONMENTAL:**  
 MAX OPERATING TEMP: 130°C

- 1 MARKED WITH WHITE PERMANENT INK.  
 2 SUITABLE FOR STRANDED WIRE ONLY, 18-22 AWG. DO NOT USE FUSED OR TINNED WIRED. NOT FOR USE WITH 7 STRANDED WIRE.  
 3 TE CONNECTIVITY LOGO LOCATED IN APPROXIMATE AREA SHOWN



2SV-07 AS SHOWN

DIM B REF	DIM A	NO. OF POS.	CATALOG NUMBER	PART NUMBER
3.20	3.000	16	2SV-16	2-1437671-1
3.00	2.800	15	2SV-15	2-1437671-0
2.80	2.600	14	2SV-14	1-1437671-9
2.60	2.400	13	-	1-1437671-8
2.60	2.400	13	-	1-1437671-7
2.60	2.400	13	2SV-13	1-1437671-6
2.40	2.200	12	2SV-12	1-1437671-5
2.20	2.000	11	2SV-11	1-1437671-4
2.00	1.800	10	2SV-10	1-1437671-3
1.80	1.600	9	2SV-09	1-1437671-2
1.60	1.400	8	2SV-08	1-1437671-1
1.40	1.200	7	2SV-07	1-1437671-0
1.20	1.000	6	2SV-06	1437671-9
1.00	.800	5	2SV-05	1437671-7
.80	.600	4	2SV-04	1437671-6
.60	.400	3	2SV-03	1437671-4
.40	.200	2	-	1437671-2
.40	.200	2	2SV-02	1437671-1



RECOMMENDED BOARD LAYOUT

THIS DRAWING IS A CONTROLLED DOCUMENT.

DIMENSIONS:	TOLERANCES UNLESS OTHERWISE SPECIFIED:
INCHES	
0 PLC	± -
1 PLC	± -
2 PLC	± .01
3 PLC	± .010
4 PLC	± -
ANGLES	± -
MATERIAL	FINISH
-	-

DWN	S SCHLEGEL	14JUN02	<b>STE</b> TE Connectivity			
CHK	C RICHARD	1/22/03				
APVD	C RICHARD	1/22/03	NAME			
PRODUCT SPEC			2SV 5.08mm SCREWLESS			
APPLICATION SPEC			RESTRICTED TO			
WEIGHT	-	SIZE	A3	CAGE CODE	DRAWING NO	RESTRICTED TO
CUSTOMER DRAWING			00779	©=1437671-1	-	-
SCALE			2:1	SHEET	1 of 2	REV
						D6

4

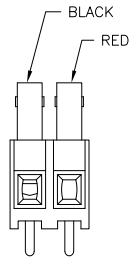
3

2

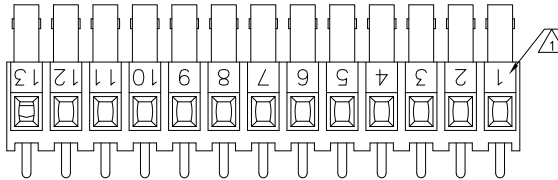
1

THIS DRAWING IS UNPUBLISHED. RELEASED FOR PUBLICATION  
 © COPYRIGHT - By - ALL RIGHTS RESERVED.

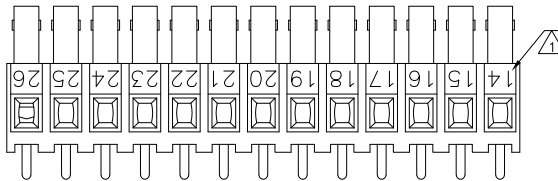
LOC		DIST		REVISIONS			
P	LTR	DESCRIPTION	DATE	DWN	APVD		
-	-	SEE SHEET 1	-	-	-		



1437671-2



1-1437671-7



1-1437671-8

THIS DRAWING IS A CONTROLLED DOCUMENT.		DWN S SCHLEGEL 14JUN02				
DIMENSIONS: INCHES		CHK C RICHARD 1/22/03			NAME	
		APVD C RICHARD 1/22/03	2SV 5.08mm SCREWLESS			
TOLERANCES UNLESS OTHERWISE SPECIFIED: 0. PLC ± - 1. PLC ± - 2. PLC ± .01 3. PLC ± .010 4. PLC ± - ANGLES ± -		PRODUCT SPEC	SIZE	CAGE CODE	DRAWING NO	RESTRICTED TO
MATERIAL	FINISH	APPLICATION SPEC	A3	00779	1437671-1	-
-		WEIGHT	CUSTOMER DRAWING		SCALE	SHEET
					2:1	2 of 2
						REV D6