

4

3

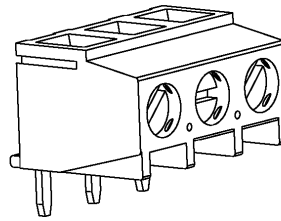
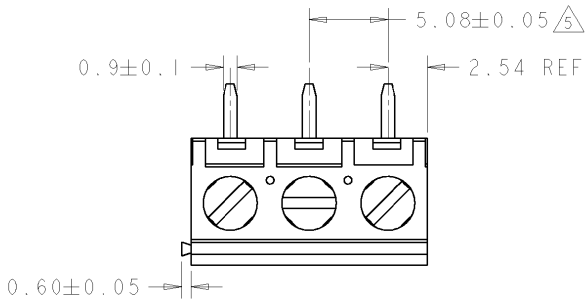
2

1

THIS DRAWING IS UNPUBLISHED. RELEASED FOR PUBLICATION 20
 © COPYRIGHT 20 BY TYCO ELECTRONICS CORPORATION. ALL RIGHTS RESERVED.

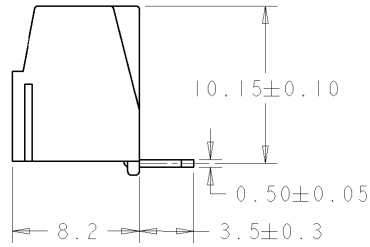
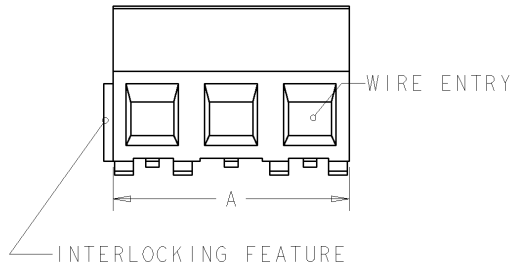
LOC FT 0
 DIST 0

REVISIONS					
P	LTR	DESCRIPTION	DATE	DWN	APVD
B		REVISED PER 0G3B-0106-01	26APR2001	EZ	DB
D		REVISED PER 0G3B-0119-01	10SEP2001	EZ	DB

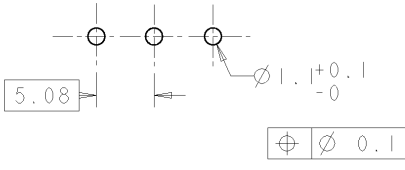


284094-3 AS SHOWN

127.00	25	2-284094-5
121.92	24	2-284094-4
116.84	23	2-284094-3
111.76	22	2-284094-2
106.68	21	2-284094-1
101.60	20	2-284094-0
96.52	19	1-284094-9
91.44	18	1-284094-8
86.36	17	1-284094-7
81.28	16	1-284094-6
76.20	15	1-284094-5
71.12	14	1-284094-4
66.04	13	1-284094-3
60.96	12	1-284094-2
55.88	11	1-284094-1
50.80	10	1-284094-0
45.72	9	284094-9
40.64	8	284094-8
35.56	7	284094-7
30.48	6	284094-6
25.40	5	284094-5
20.32	4	284094-4
15.24	3	284094-3
10.16	2	284094-2
DIM. A	N° OF POS.	PART NUMBER



RECOMMENDED PC BOARD LAYOUT



<small>THIS DRAWING IS A CONTROLLED DOCUMENT FOR EMPLOYEES OF TYCO ELECTRONICS CORPORATION. IT IS SUBJECT TO CHANGE AND THE CONTROLLING ENGINEERING ORGANIZATION SHOULD BE CONTACTED FOR THE LATEST REVISION.</small>		DWN 26APR2001 E. ZANOLINI CHK 26APR2001 D. BIEVENOUR APVD 26APR2001 D. BIEVENOUR		BUCHANAN Tyco Electronics Harrisburg, PA 17105-3608	
DIMENSIONS: mm TOLERANCES UNLESS OTHERWISE SPECIFIED: 0 PLC ±0.2 1 PLC ±0.2 2 PLC ±0.25 3 PLC ±0.25 4 PLC ±0.25 ANGLES ±0.25 FINISH		PRODUCT SPEC 108-20166 APPLICATION SPEC 114-20079 WEIGHT - MATERIAL - FINISH -		NAME: TERMINAL BLOCK, PCB MOUNT TOP ENTRY WIRE, STACKING W/INTERLOCK, 5.08mm PITCH	
MATERIAL - FINISH -		SIZE A3 CAGE CODE 00779 DRAWING NO. C-284094		RESTRICTED TO - SCALE NTS SHEET 1 OF 2 REV D	
CUSTOMER DRAWING					

AMP 1470-19 REV 31MAR2000

Pro/ENGINEER DRAWING

4

3




2

1

THIS DRAWING IS UNPUBLISHED. RELEASED FOR PUBLICATION 20
 © COPYRIGHT 20 BY TYCO ELECTRONICS CORPORATION. ALL RIGHTS RESERVED.

LOC	DIST	REVISIONS				
P	LTR	DESCRIPTION	DATE	DWN	APVD	
-	-	SEE SHEET 1	-	-	-	

- 1 MATERIALS AND FINISH
 HOUSING: PA 6-6, UL 94-V0, COLOR GREEN.
 CLAMP: BRASS, NICKEL PLATED.
 TERMINAL: BRASS, TIN PLATED.
 CLAMPING SCREW: M3, BRASS, NICKEL PLATED.
- 2 SUITABLE FOR 1,6-2,4mm PC BOARD THICKNESS.
- 3 END-TO-END STACKABLE W/INTERLOCK WITHOUT LOSS OF CENTERLINE SPACING.
- 4 WIRE SIZE RANGE
 SOLID WIRE: 0,03-1,5mm² (15AWG).
 STRANDED WIRE: 0,03-1mm² (17AWG).
- 5 NOT CUMULATIVE TOLERANCE.

<small>THIS DRAWING IS A CONTROLLED DOCUMENT FOR TYCO ELECTRONICS CORPORATION IT IS SUBJECT TO CHANGE AND THE CONTROLLING ENGINEERING ORGANIZATION SHOULD BE CONTACTED FOR THE LATEST REVISION.</small>		DWN 26APR2001 E. ZANOLINI CHK 26APR2001 D. BIEVENOUR APVD 26APR2001 D. BIEVENOUR		BUCHANAN Tyco Electronics Harrisburg, PA 17105-3608	
DIMENSIONS: mm 		TOLERANCES UNLESS OTHERWISE SPECIFIED: 0 PLC ±0.15 1 PLC ±0.15 2 PLC ±0.2 3 PLC ±0.2 4 PLC ±0.2 ANGLES ±0.2		NAME TERMINAL BLOCK, PCB MOUNT TOP ENTRY WIRE, STACKING W/INTERLOCK, 5.08mm PITCH	
MATERIAL - 		FINISH - 		SIZE CAGE CODE DRAWING NO RESTRICTED TO A3 00779 G-284094 -	
CUSTOMER DRAWING				SCALE NTS SHEET 2 OF 2 REV D	