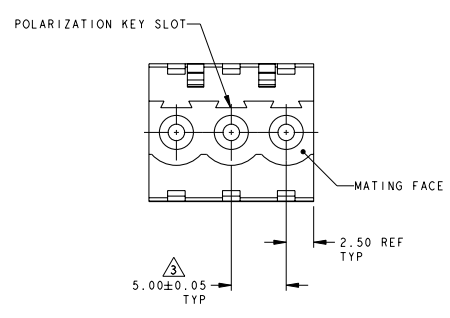
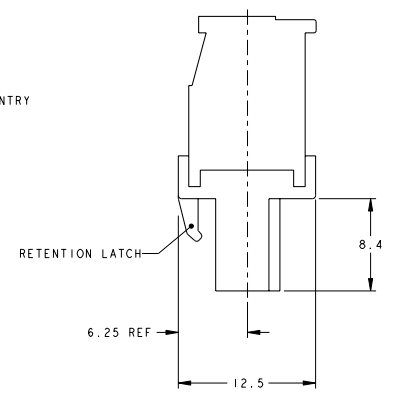
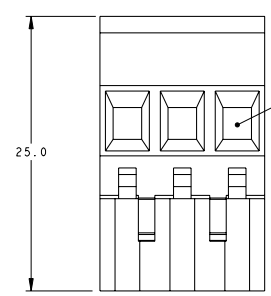
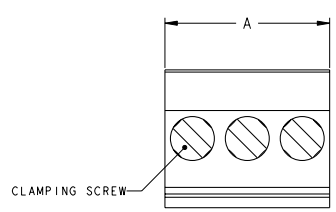


REVISIONS				
REV	DATE	BY	CHK	APPROV
E2	17MAR2011	AK	HMA	
REVISED PER ECO-11-004917				

- △ MATERIALS AND FINISH
HOUSING: PA 6-6, UL 94-V0, COLOR: GREEN.
CLAMP: BRASS, NICKEL PLATED.
CONTACT SPRING: PHOSPHOR BRONZE, TIN PLATED.
CLAMPING SCREW: M3, BRASS, NICKEL PLATED.
- 2. WIRE SIZE RANGE: 12 - 30 AWG
- △ NOT CUMULATIVE TOLERANCE.
- 4. INK MARKING, COLOR: BLACK.
- △ WIRE ENTRY CLOSED
- △ PRELIMINARY



△ TIN PLATED	SEE SHEET 3	70.0	14	3-284046-5
△ TIN PLATED	SEE SHEET 3	50.0	10	3-284046-4
△ TIN PLATED	SEE SHEET 3	90.0	18	3-284046-3
△ TIN PLATED	SEE SHEET 3	80.0	16	3-284046-2
TIN PLATED	SEE SHEET 2	15.0	3	3-284046-1
	SEE SHEET 2	10.0	2	3-284046-0
0.00076(.000030)	SEE SHEET 2	25.0	5	2-284046-9
SELECT GOLD	-	25.0	5	2-284046-8
	SEE SHEET 2	65.0	13	2-284046-7
	SEE SHEET 2	40.0	8	2-284046-6
	-	125.0	25	2-284046-5
	-	120.0	24	2-284046-4
	-	115.0	23	2-284046-3
	-	110.0	22	2-284046-2
	-	150.0	21	2-284046-1
	-	100.0	20	2-284046-0
	-	95.0	19	1-284046-9
	-	90.0	18	1-284046-8
	-	85.0	17	1-284046-7
	-	80.0	16	1-284046-6
	-	75.0	15	1-284046-5
	-	70.0	14	1-284046-4
	-	65.0	13	1-284046-3
	-	60.0	12	1-284046-2
	-	55.0	11	1-284046-1
	-	50.0	10	1-284046-0
	-	45.0	9	284046-9
	-	40.0	8	284046-8
	-	35.0	7	284046-7
	-	30.0	6	284046-6
	-	25.0	5	284046-5
	-	20.0	4	284046-4
	-	15.0	3	284046-3
	-	10.0	2	284046-2
CONTACT FINISH	MARKING	A	NO OF POSN	PART NUMBER

THIS DRAWING IS A CONTROLLED DOCUMENT. DATE: 05FEB2003

DESIGNED BY: S. WELDON

CHECKED BY: C. RICHARD

APPROVED BY: C. RICHARD

DATE: 05FEB2003

DATE: 05FEB2003

NAME: C. RICHARD

TE Connectivity

TERMINAL BLOCK, VERTICAL PLUG, STACKING, RIGHT HAND, 5.00mm PITCH

APPLIC. SPEC: -

WEIGHT: -

CUSTOMER DRAWING

SHEET: A200779

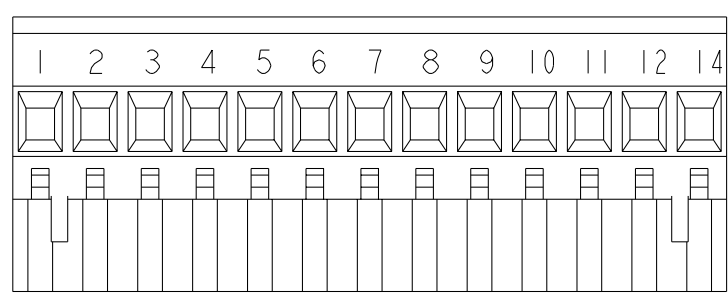
CASE CODE: C-284046

SCALE: 4:1

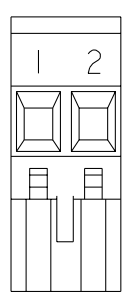
SHEET 1 OF 3

REV E2

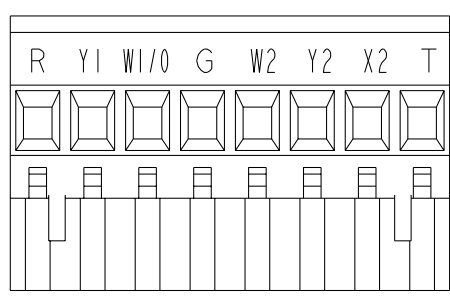
LOC	DIST	REVISIONS					
FT	0	P	LY	DESCRIPTION	DATE	BY	APPR
		-		SEE SHEET 1	-	-	-



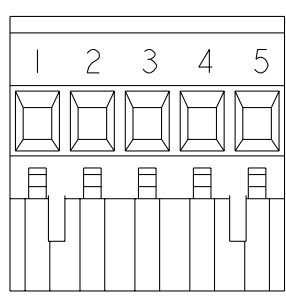
2-284046-7 AS SHOWN



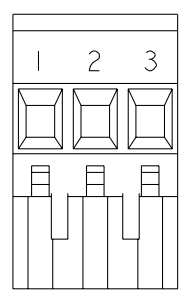
3-284046-0 AS SHOWN



2-284046-6 AS SHOWN



2-284046-9 AS SHOWN

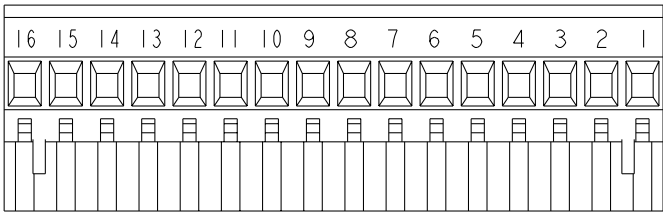


3-284046-1 AS SHOWN

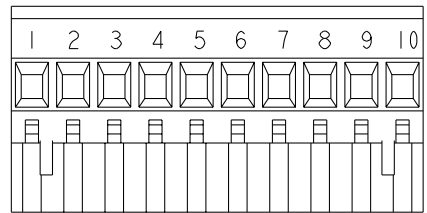
THIS DRAWING IS A CONTROLLED DOCUMENT.		OWN	S. WELDON	05FEB2003		TERMINAL BLOCK, VERTICAL PLUG, STACKING, RIGHT HAND, 5.00mm PITCH	RESTRICTED TO	
DIMENSIONS:		CDR	C. RICHARD	05FEB2003				
TOLERANCES UNLESS OTHERWISE SPECIFIED:		APPR	C. RICHARD	05FEB2003				
mm		PRODUCT SPEC						
0 PLC ±.3 1 PLC ±.3 2 PLC ±.25 3 PLC ±.25 4 PLC ±.25 ANGLES ±.2		APPLICATION SPEC			SHEET	2		
MATERIAL		WEIGHT			SCALE	4:1	SHEET	2
		FINISH			CUSTOMER DRAWING		OF	3
							REV	2

THIS DRAWING IS UNPUBLISHED. RELEASED FOR PUBLICATION
 BY - ALL RIGHTS RESERVED.

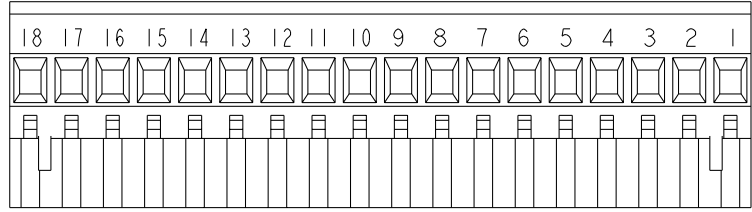
LOC	DIST	REVISIONS					
FT	0	P	LY	DESCRIPTION	DATE	BY	APPR
		-		SEE SHEET 1	-	-	-



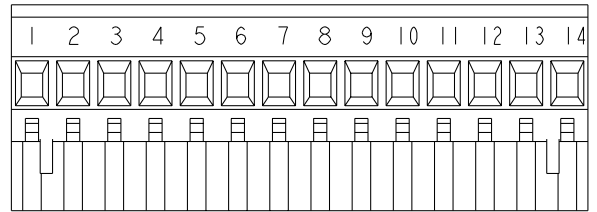
3-284046-2 AS SHOWN



3-284046-4 AS SHOWN



3-284046-3 AS SHOWN



3-284046-5 AS SHOWN

THIS DRAWING IS A CONTROLLED DOCUMENT.		OWN	S. WELDON	05FEB2003	TE Connectivity TERMINAL BLOCK, VERTICAL PLUG, STACKING, RIGHT HAND, 5.00mm PITCH	RESTRICTED TO
DIMENSIONS:		CO.	C. RICHARD	05FEB2003		
mm		APPR.	C. RICHARD	05FEB2003		
		TOLERANCES UNLESS OTHERWISE SPECIFIED:		PRODUCT SPEC	NAME	
		0 PLC	±.3		APPLICATION SPEC	
		1 PLC	±.25		WEIGHT	
		2 PLC	±.25		SHEET CASE CODE DRAWING NO	
		3 PLC	±.25		A200779	284046
		4 PLC	±.25		SCALE	3:1
		5 PLC	±.25		CUSTOMER DRAWING	SHEET 3 OF 3
		ANGLES	±.2		REV	E2
		FINISH				