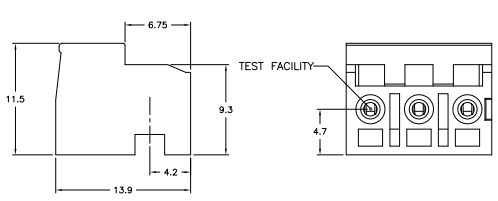
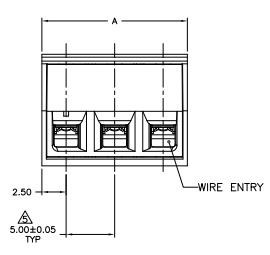
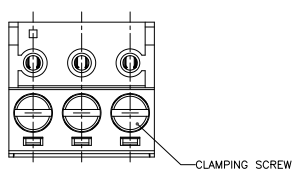


| REV | DATE | DESCRIPTION | BY | CHK |
|-----|----------|---------------------------|----|-----|
| 1 | 11/01/11 | REVISED PER EDD-11-004820 | RK | HMR |

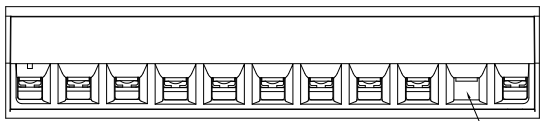
△ MATERIALS AND FINISH
 HOUSING: PA 6-6, UL 94-V0, COLOR: GREEN.
 CLAMP: BRASS, NICKEL PLATED.
 CONTACT: PHOSPHOR BRONZE, TIN PLATED.
 CLAMPING SCREW: M3, BRASS, NICKEL PLATED.

- WIRE SIZE RANGE: 12-30 AWG
- RECOGNIZED UNDER THE COMPONENT PROGRAM OF UNDERWRITERS LABORATORIES INC. FILE NO. E60677.
- ISO CERTIFICATE WITH SURVEILLANCE IN CONFORMITY WITH IEC 999-1/999-2-1.
- NOT CUMULATIVE TOLERANCE.
- △ INK MARKING, BLACK COLOR.
- △ INK MARKING, WHITE COLOR.
- △ WIRE ENTRY IN THE CLOSED POSITION.
- △ SEE FIGURE.
- END TO END STACKABLE W/O LOSS OF CENTERLINE SPACING.

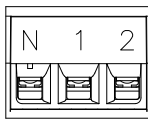


| PLATING | THICKNESS | NO. OF POSN | PART NUMBER | |
|-----------------|---------------|-------------|-------------|-------------|
| 0.254um GOLD | 10 | 2 | 3-282830-6 | |
| TIN | 30 | 6 | 3-282830-5 | |
| TIN | 15 | 3 | 3-282830-4 | |
| TIN | 10 | 2 | 3-282830-3 | |
| TIN | 45 | 9 | 3-282830-2 | |
| TIN | 30 | 6 | 3-282830-1 | |
| TIN | 125 | 3 | 3-282830-0 | |
| GOLD | 15 | 3 | 2-282830-9 | |
| TIN | 1, 3 THRU 11 | 55 | 10 | 2-282830-8 |
| TIN | 1 THRU 9, 11 | 55 | 10 | 2-282830-7 |
| TIN | 125 | 25 | 2-282830-6 | |
| TIN | 120 | 24 | 2-282830-5 | |
| TIN | 115 | 23 | 2-282830-4 | |
| TIN | 110 | 22 | 2-282830-3 | |
| TIN | 105 | 21 | 2-282830-2 | |
| TIN | 100 | 20 | 2-282830-1 | |
| TIN | 95 | 19 | 2-282830-0 | |
| TIN | 90 | 18 | 1-282830-9 | |
| TIN | 85 | 17 | 1-282830-8 | |
| TIN | 80 | 16 | 1-282830-7 | |
| TIN | 75 | 15 | 1-282830-6 | |
| TIN | 70 | 14 | 1-282830-5 | |
| TIN | 65 | 13 | 1-282830-4 | |
| TIN | 20 | 4 | 1-282830-3 | |
| TIN | 60 | 12 | 1-282830-2 | |
| TIN | 55 | 11 | 1-282830-1 | |
| TIN | 50 | 10 | 1-282830-0 | |
| TIN | 45 | 9 | 282830-9 | |
| TIN | 40 | 8 | 282830-8 | |
| TIN | 35 | 7 | 282830-7 | |
| TIN | 30 | 6 | 282830-6 | |
| TIN | 25 | 5 | 282830-5 | |
| TIN | 20 | 4 | 282830-4 | |
| TIN | 15 | 3 | 282830-3 | |
| TIN | 10 | 2 | 282830-2 | |
| CONTACT PLATING | SELECT LOADED | A | NO OF POSN | PART NUMBER |

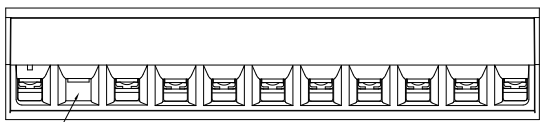
THIS DRAWING IS A CONTROLLED DOCUMENT. **TE Connectivity**
 TERMINAL BLOCK PLUG 90/180 DEGREE 5.0mm PITCH
 CUSTOMER DRAWING A1 00779 Q=282830



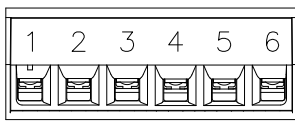
2-282830-7



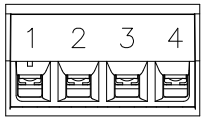
3-282830-0



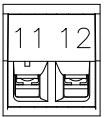
2-282830-8



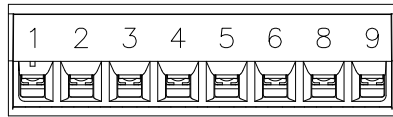
3-282830-1



1-282830-3



3-282830-3



3-282830-2

| | | | | |
|--|--|----------------|---------------------|-----------------------------------|
| THIS DRAWING IS A CONTROLLED DOCUMENT. | | BY: SCHLEZEL | DATE: 02/03/00 | TE TE Connectivity |
| DRAWN BY: SCHLEZEL | | BY: SCHLEZEL | DATE: 02/03/00 | |
| CHECKED BY: SCHLEZEL | | BY: SCHLEZEL | DATE: 02/03/00 | TERMINAL BLOCK PLUG 90/180 DEGREE |
| APPROVED BY: SCHLEZEL | | BY: SCHLEZEL | DATE: 02/03/00 | 5.0mm PITCH |
| PART: 282830 | | REV: 1 | DATE: 02/03/00 | DRAWN BY: SCHLEZEL |
| CUSTOMER DRAWING | | DATE: 02/03/00 | DRAWING NO: A100779 | REVISED TO: 282830 |
| | | SCALE: 4:1 | SHEET: 2 | TOTAL: 4 |