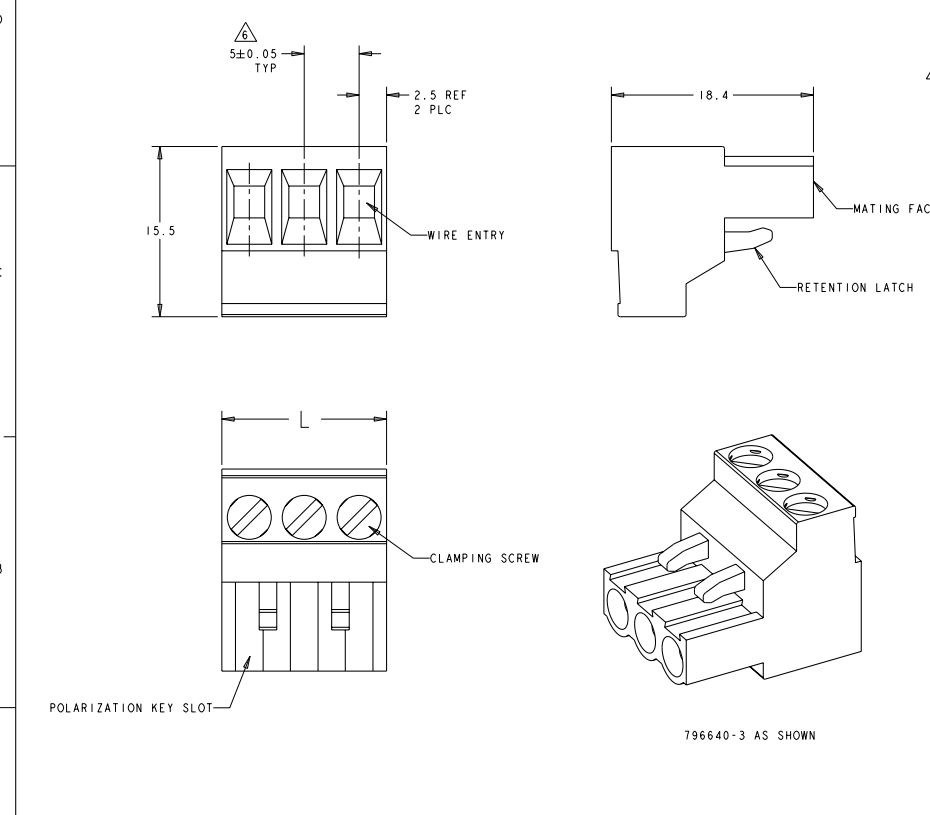


REVISONS		DATE	BY	APPROV
P	LYN			
F9	REVISED PER ECO-11-014728	28JUL2011	HMR	CR



MARK	DESCRIPTION	QTY	UNIT	NO OF POSN	PART NUMBER
MARK 4 TO 1		20.00		4	5-796640-4
MARK 3 TO 1		15.00		3	5-796640-3
MARK 1 TO 3		15.00		3	5-796640-2
MARK 1 TO 3		15.00		3	5-796640-1
MARK 1 TO 4		20.00		4	5-796640-0
MARK 15 TO 28		70.00		14	4-796640-9
MARK 13 TO 24		60.00		12	4-796640-8
MARK 1 TO 14		70.00		14	4-796640-7
MARK 1 TO 12		60.00		12	4-796640-6
MARK 1 TO 7		35.00		7	4-796640-5
MARK 1 TO 5		25.00		5	4-796640-4
MARK 11 TO 15		25.00		5	4-796640-3
DETAIL S		35.00		7	4-796640-2
MARK 1 TO 3		15.00		3	4-796640-1
		20.00		4	4-796640-0
DETAIL P		20.00		4	3-796640-9
MARK 1 TO 8		40.00		8	3-796640-8
MARK 37 TO 54		90.00		18	3-796640-7
MARK 19 TO 36		90.00		18	3-796640-6
MARK 1 TO 18		90.00		18	3-796640-5
MARK 1 TO 10		50.00		10	3-796640-4
MARK 1 TO 8		40.00		8	3-796640-3
DETAIL N		30.00		6	3-796640-0
MARK 1 TO 6		30.00		6	2-796640-9
		125.00		25	2-796640-5
		120.00		24	2-796640-4
		115.00		23	2-796640-3
		110.00		22	2-796640-2
		105.00		21	2-796640-1
		100.00		20	2-796640-0
		95.00		19	1-796640-9
		90.00		18	1-796640-8
		85.00		17	1-796640-7
		80.00		16	1-796640-6
		75.00		15	1-796640-5
		70.00		14	1-796640-4
		65.00		13	1-796640-3
		60.00		12	1-796640-2
		55.00		11	1-796640-1
		50.00		10	1-796640-0
		45.00		9	796640-9
		40.00		8	796640-8
		35.00		7	796640-7
		30.00		6	796640-6
		25.00		5	796640-5
		20.00		4	796640-4
		15.00		3	796640-3
		10.00		2	796640-2
TERMINAL PLATING	MARKING	SPECIAL	L	NO OF POSN	PART NUMBER

THIS DRAWING IS A CONTROLLED DOCUMENT. DATE: 18OCT2000. BY: S. WELDON. CHECKED BY: D. BIEVENOUR. APPROVED BY: D. BIEVENOUR. PRODUCT SPEC: - APPLICATION SPEC: - WEIGHT: - FINISH: - MATERIAL: -

TE Connectivity
TE
 TERMINAL BLOCK, PLUG, STACKING
 5.00mm PITCH

SHEET: A2 CASE CODE: 00779 DRAWING NO: 796640 RESTRICTED TO: -
 CUSTOMER DRAWING SCALE: 4:1 SHEET 1 OF 2 REV: 9

4

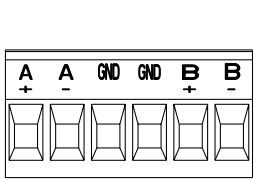
3

2

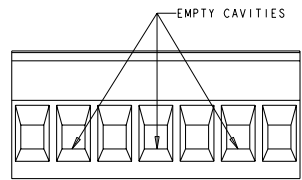
1

THIS DRAWING IS UNPUBLISHED. RELEASED FOR PUBLICATION
 BY - ALL RIGHTS RESERVED.

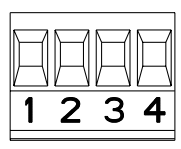
LOC	DISP	REV	DATE	BY	APPR
-	-	1	-	-	-
		REVISIONS			
		DESCRIPTION	DATE	BY	APPR
		SEE SHEET 1	-	-	-



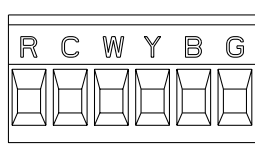
DETAIL N



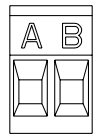
DETAIL S



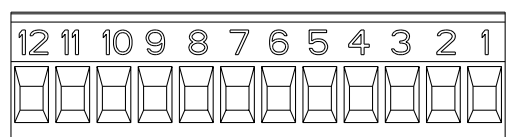
DETAIL P



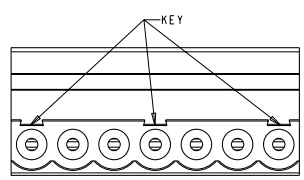
DETAIL T



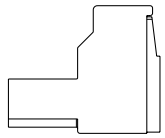
DETAIL U



DETAIL V



DETAIL W



- △ MATERIALS AND FINISH:
 HOUSING: PA 6-6, UL 94-V0, COLOR: GREEN.
 CLAMP: BRASS, NICKEL PLATED.
 DOUBLE SIDE CONTACT SPRING: PHOSPHOR BRONZE, PLATING: SEE TABLE.
 CLAMPING SCREW: M3, BRASS, NICKEL PLATED.
- 2. END-TO-END STACKABLE WITHOUT LOSS OF CENTERLINE SPACING.
- 3. WIRE SIZE RANGE: 12-30 AWG.
- 4. RECOGNIZED UNDER THE COMPONENT PROGRAM OF UNDERWRITERS LABORATORIES INC. FILE N° E60677.
- 5. IMO CERTIFICATE WITH SURVEILLANCE IN CONFORMITY WITH IEC 998-1/998-2-1.
- △ NOT CUMULATIVE TOLERANCE
- △ INK MARKING: BLACK COLOR.
- △ INK MARKING: WHITE COLOR.
- △ NUMERICAL SEQUENCE: FROM LEFT TO RIGHT, WIRE ENTRY SIDE.
- △ RETENTION LATCHES REMOVED
- 11. BUCHANAN LOGO TO APPEAR ON HOUSING, LOCATION OPTIONAL WHERE SPACE PERMITS.
- △ WIRE ENTRY CLOSED.
- △ PRELIMINARY - NOT FOR PRODUCTION.
- △ NUMERICAL SEQUENCE: FROM RIGHT TO LEFT, WIRE ENTRY SIDE.

MARKING	DESCRIPTION	QUANTITY	NO OF POSN	PART NUMBER
△	TIN	35.00	7	6-796640-1
△	TIN	60.00	12	6-796640-0
△	GOLD FLASH	35.00	7	5-796640-9
△	TIN	10.00	2	5-796640-8
△	TIN	30.00	6	5-796640-7
△	TIN	60.00	12	5-796640-6
△	TIN	70.00	14	5-796640-5
△	TERMINAL PLATING			
△	MARKING	SPECIAL	L	

THIS DRAWING IS A CONTROLLED DOCUMENT. DWG. S. WELDON 180CT2000
 CH. D. BIEVENOUR 180CT2000
 APPR. D. BIEVENOUR 180CT2000

TE TE Connectivity

TERMINAL BLOCK, PLUG, STACKING
 5.00mm PITCH

SHEET CASE CODE DRAWING NO. RESTRICTED TO
 A200779 C-796640 -

MATERIAL FINISH WEIGHT CUSTOMER DRAWING SCALE 4:1 SHEET 2 OF 2 REV 9