

4

3

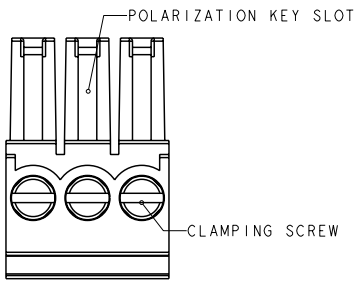
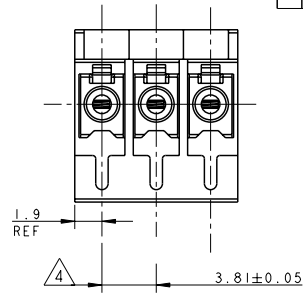
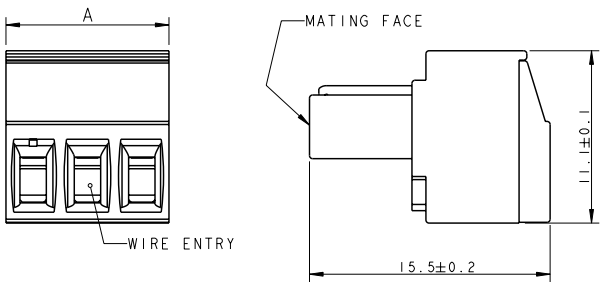
2

1

THIS DRAWING IS UNPUBLISHED. RELEASED FOR PUBLICATION 20
COPYRIGHT 20 BY TYCO ELECTRONICS CORPORATION. ALL RIGHTS RESERVED.

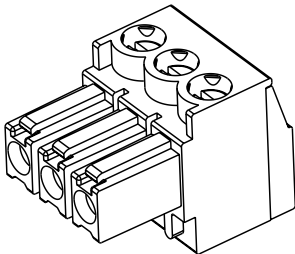
LOC FT 0
DIST 0

REVISIONS					
P	LTR	DESCRIPTION	DATE	DWN	APVD
CI		REVISED PER ECO-11-005009	12MAR2011	HMR	CR



- 1 MATERIALS AND FINISH
HOUSING: PA 6.6, UL 94-V0, COLOR GREEN
CLAMP: BRASS, NICKEL PLATED
TERMINAL: BRASS, TIN PLATED
CONTACT SPRING: PHOSPHOR BRONZE, TIN PLATED
CLAMPING SCREW: M2, BRASS, NICKEL PLATED
- 2 END-TO-END STACKABLE WITHOUT LOSS OF CENTERLINE SPACING
- 3 WIRE SIZE RANGE
14 - 30 AWG
- 4 NOT CUMULATIVE TOLERANCE

10.5	4	3-284507-4
7.0	3	3-284507-3
95.25	25	2-284507-5
91.44	24	2-284507-4
87.63	23	2-284507-3
83.82	22	2-284507-2
80.01	21	2-284507-1
76.20	20	2-284507-0
72.39	19	1-284507-9
68.58	18	1-284507-8
64.77	17	1-284507-7
60.96	16	1-284507-6
57.15	15	1-284507-5
53.34	14	1-284507-4
49.53	13	1-284507-3
45.72	12	1-284507-2
41.91	11	1-284507-1
38.10	10	1-284507-0
34.29	9	284507-9
30.48	8	284507-8
26.67	7	284507-7
22.86	6	284507-6
19.05	5	284507-5
15.24	4	284507-4
11.43	3	284507-3
7.62	2	284507-2
DIM A	NO OF POS	PART NUMBER



284507-3 AS SHOWN

<small>THIS DRAWING IS A CONTROLLED DOCUMENT FOR TYCO ELECTRONICS CORPORATION IT IS SUBJECT TO CHANGE AND THE CONTROLLING ENGINEERING ORGANIZATION SHOULD BE CONTACTED FOR THE LATEST REVISION.</small>		DWN 05FEB2002 CHK E. ZANOLINI E. ZANOLINI APVD D. BIFVENOUR D. BIFVENOUR	Tyco Electronics Harrisburg, PA 17105-3608
DIMENSIONS: mm	TOLERANCES UNLESS OTHERWISE SPECIFIED: 0 PLC ±. 1 PLC ±.3 2 PLC ±.25 3 PLC ±. 4 PLC ±. ANGLES ±2	NAME PRODUCT SPEC 108-20166 APPLICATION SPEC 114-20079	TERMINAL BLOCK PLUG STACKING 3.81mm PITCH
MATERIAL	FINISH	SIZE A3 CAGE CODE 00779 DRAWING NO C-284507	RESTRICTED TO -
CUSTOMER DRAWING		SCALE 4:1	SHEET 1 OF 1 REV C1