THIS DRAWING IS UNPUBLISHED. RELEASED FOR PUBLICATION
© COPYRIGHT - By - ALL RIGHTS RESERVED.

LOC	DIST	REVISIONS				
CM	00	P	LTR	DESCRIPTION	DATE	DWN	APVD
			E1	REVISED PER ECO-11-004917	11MAR11	RK	HMR

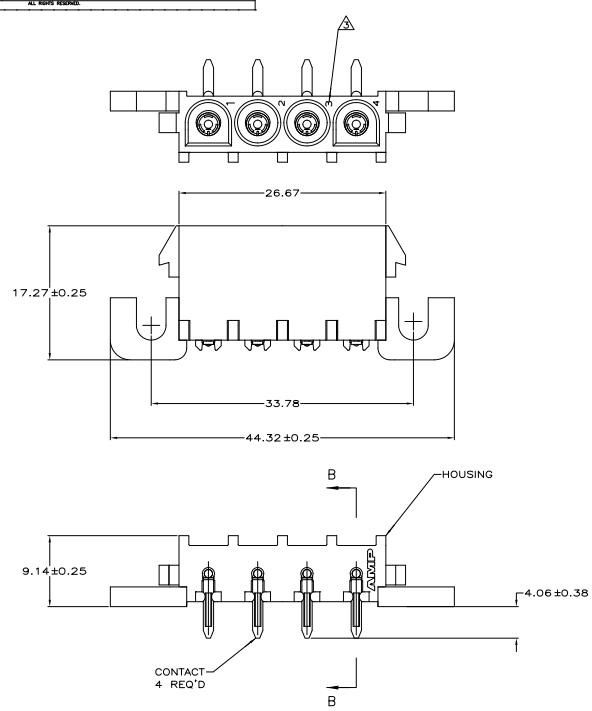

1. PARTS COMPLY WITH AMP SOLDERABILITY SPECIFICATION 109-11-5.

2. 0.00076 GOLD OVER 0.00127 MIN NICKEL WITH MATTE TIN LEAD ON SOLDER TAIL.

3. CIRCUIT IDENTIFICATION CHARACTERS ARE ADJACENT TO THE INDICATED CAVITIES,BUT LOCATION AND ORIENTATION MAY DIFFER FROM PRINT.

4. 0.00076 GOLD OVER 0.00127 MIN NICKEL WITH MATTE TIN ON SOLDER TAIL.

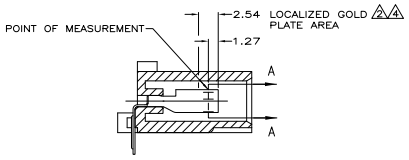

SECTION B-B

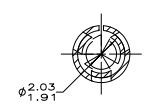

SECTION A-A
SCALE 10:1

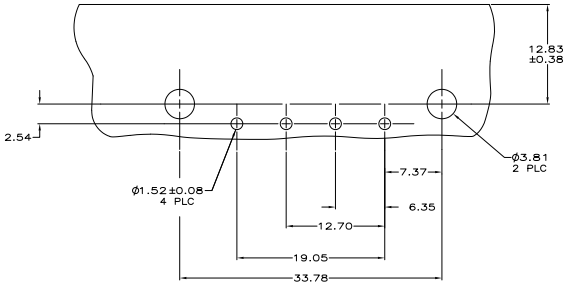

RECOMMENDED MOUNTING HOLE PATTERN
FOR 1.57 THICK P.C. BOARD

3.81	.150		
2.54	.100		
2.03	.080	44.32	1.745
1.91	.075	33.78	1.330
1.57	.062	26.67	1.050
1.52	.060	19.05	.750
1.27	.050	17.27	.680
0.38	.015	12.83	.505
0.25	.010	12.70	.500
0.13	.005	9.14	.360
0.08	.003	7.37	.290
0.00127	.000050	6.35	.250
0.00076	.000030	4.06	.160
MM	IN	MM	IN
CONVERSION TABLE			

PH BRZ, 4	NYLON UL 94V-0	3-643230-0
PH BRZ, 2	NYLON UL 94V-0	643230-2
PH BRZ,TIN	NYLON UL 94V-0	643230-1
CONTACT	HOUSING	PART NUMBER

THIS DRAWING IS A CONTROLLED DOCUMENT.

DIMENSIONS: mm
TOLERANCES UNLESS OTHERWISE SPECIFIED:
0 PLC ± -
1 PLC ± -
2 PLC ± 0.13
3 PLC ± -
4 PLC ± -
ANGLES ± -
MATERIAL SEE TABLE
FINISH SEE TABLE

METRIC

DWN K. WHITAKER 21MAR2005
CHK S. RIDGILL 21MAR2005
APVD S. RIDGILL 21MAR2005
PRODUCT SPEC –
APPLICATION SPEC –
WEIGHT –

TE Connectivity

NAME SOCKET HEADER ASSEMBLY, RIGHT ANGLE MOUNT,4 POSITION, UNIVERSAL MATE-N-LOK(TM)

SIZE A1 | CAGE CODE 00779 | DRAWING NO C-643230 | RESTRICTED TO –

CUSTOMER DRAWING | SCALE 4:1 | SHEET 1 OF 1 | REV E1

Downloaded from Elcodis.com electronic components distributor