

4

3

2

1

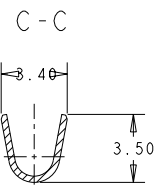
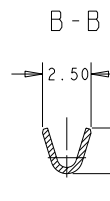
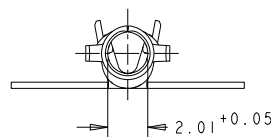
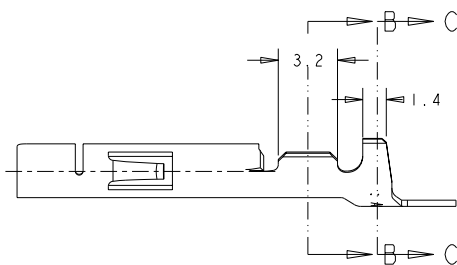
THIS DRAWING IS UNPUBLISHED.

RELEASED FOR PUBLICATION 2005

© COPYRIGHT 2005

ALL RIGHTS RESERVED.

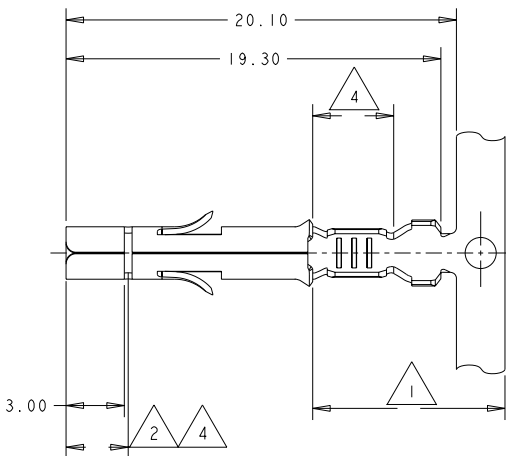
LOC	DIST	REVISIONS			
P	LTR	DESCRIPTION	DATE	OWN	APVD
J2		ECR-11-005629	17AUG2011	C.J	R.P



NOTES:  
Bemerkungen:

- 1 2-6µm Sn OVER Ni IN CRIMP-AREA  
2-6µm Sn über Ni in der Crimpzone
- 2 0.8µm Au OVER Ni IN CONTACT-AREA  
0.8µm Au über Ni in der Kontaktzone
- 3 SUITABLE FOR Ø1.0-2.5mm  
Für Isolations Ø1.0-2.5mm geeignet
- 4 0.8µm Au OVER 1.3µm Ni ON INSIDE OF WIRE BARREL AND CONTACT AREA  
0.8µm Au über 1.3µm Ni in der Drahtcrimp und Kontaktzonen, sonst 1.3µm Ni

Superseded by 350536-6	926895-7	926884-7	CuZn30	1 2
	926895-6	926884-6	CuSn4	1 2
	926895-3	926884-3	CuSn4	PRE-TIN
OBSOLETE	926895-2	926884-2	CuZn30	4
	926895-1	926884-1	CuZn30	PRE-TIN
	LOOSE PIECE	PART NO.	MATERIAL	FINISH



THIS DRAWING IS A CONTROLLED DOCUMENT.		OWN J. Skoda	07NOV2005	TE Connectivity	
DIMENSIONS: mm		CHK R. Vlcek	-	UNIVERSAL MNL SOCKET 0.2-0.8 mm2 WIRE RANGE	
TOLERANCES UNLESS OTHERWISE SPECIFIED:		APVD -	-	RESTRICTED TO	
0 PLC ±0.2		PRODUCT SPEC 108-1031	-	-	
1 PLC ±0.2		APPLICATION SPEC 114-18011	-	-	
2 PLC ±0.2		SIZE A3	CAGE CODE 00779	DRAWING NO C-926884	REV J2
3 PLC ±		WEIGHT -	-	-	-
4 PLC ±		CUSTOMER DRAWING	SCALE 5:1	SHEET 1	OF 1
ANGLES ±°					
MATERIAL SEE TABLE	FINISH SEE TABLE				