THIS DRAWING IS UNPUBLISHED. RELEASED FOR PUBLICATION -.-- -.-
© COPYRIGHT - By - ALL RIGHTS RESERVED

UOC	DIST
CM	00

REVISIONS

P	LTR	DESCRIPTION	DATE	DWN	APVD
	P1	REVISED PER ECO-11-004820	11MAR11	RK	HMR

1. PARTS COMPLY TO AMP SOLDERABILITY SPECIFICATION 109-11-3.

2. CIRCUIT IDENTIFICATION CHARACTERS ARE ADJACENT TO THE INDICATED CAVITIES, BUT LOCATION AND ORIENTATION MAY DIFFER FROM PRINT.

3. CONTACT IS PLATED OVERALL WITH 0.00127 [.000050] NICKEL THEN 0.00076 [.000030] GOLD OVER CONTACT LENGTH INDICATED AND MATTE TIN LEAD ON SOLDER TAIL END.

4. DIMENSIONS IN BRACKETS ARE IN INCHES.

3. CONTACT IS PLATED OVERALL WITH 0.00127 [.000050] NICKEL THEN 0.00076 [.000030] GOLD OVER CONTACT LENGTH INDICATED AND MATTE TIN ON SOLDER TAIL END.

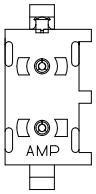

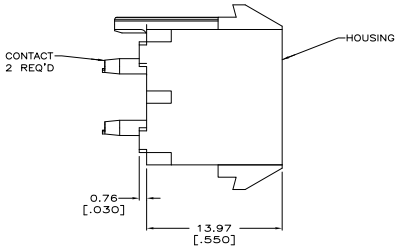

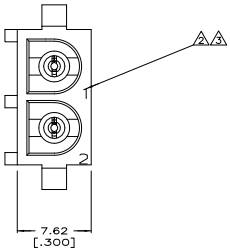

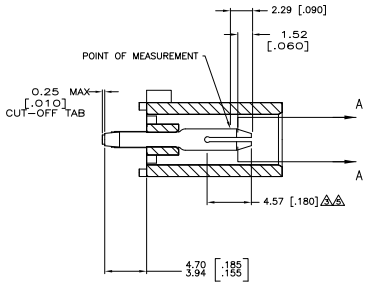

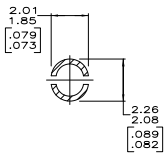

SECTION A–A
SCALE 10:1

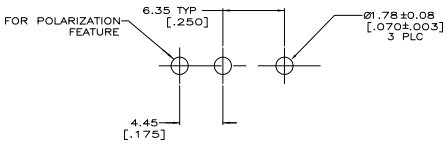

RECOMMENDED MOUNTING HOLE PATTERN
FOR 1.57 [.062] THICK P.C. BOARD

PHOSPHOR BRONZE, 3	NYLON,UL94V-0,WHITE	641964-3
PHOSPHOR BRONZE, 3	NYLON,UL94V-0,BLACK	1-641964-1
PHOSPHOR BRONZE, 3	NYLON,UL94V-0,WHITE	641964-2
PHOSPHOR BRONZE, PRE-TIN	NYLON,UL94V-0,WHITE	641964-1
PIN CONTACT MATERIAL AND FINISH	HOUSING MATERIAL	PART NUMBER

THIS DRAWING IS A CONTROLLED DOCUMENT.

DIMENSIONS: mm [INCHES]

TOLERANCE UNLESS OTHERWISE SPECIFIED:
0 PLC ± –
1 PLC ± –
2 PLC ± 0.13 [.005]
3 PLC ± –
4 PLC ± –
ANGLES ± 0.25°

MATERIAL SEE TABLE
FINISH SEE TABLE

DRN K. WHITAKER 15JAN2005
CHK S. RIDGILL 15JAN2005
APVD S. RIDGILL 15JAN2005
PRODUCT SPEC –
APPLICATION SPEC –
WEIGHT –

TE Connectivity

NAME PIN HEADER ASSEMBLY, POLARIZED,2 CIRCUIT, UNIVERSAL MATE-N-LOK™

SIZE A1 CAGE CODE 00779 DRAWING NO C-641964 RESTRICTED TO –

CUSTOMER DRAWING SCALE 5:1 SHEET 1 OF 1 REV P1

METRIC

4MOS (3/11)

Downloaded from Elcodis.com electronic components distributor