

4

3

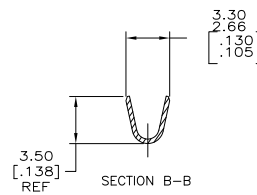
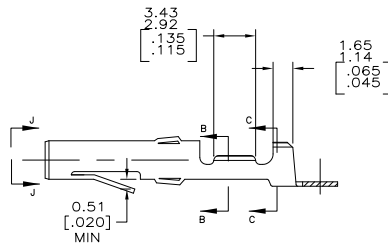
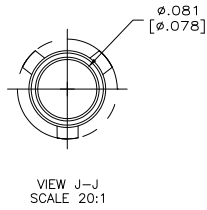
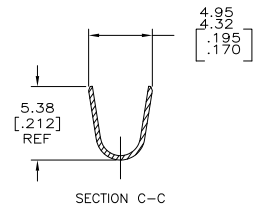
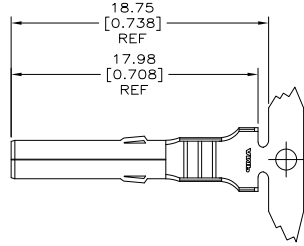
2

1

THIS DRAWING IS UNPUBLISHED. RELEASED FOR PUBLICATION. ALL RIGHTS RESERVED.

LOC	DIST	REVISIONS					
CM	00	F	LW	DESCRIPTION	DATE	MIN	APD
		H		REVISED PER ECR-12-001565	31JAN12	KH	TM

- 1 WIRE RANGE: 2 WIRES OF 0.8 - 0.9 mm<sup>2</sup> [18 AWG] OR 1 WIRE OF 0.8 - 0.9 mm<sup>2</sup> [18 AWG] AND 1 WIRE OF 1.25 - 1.4 mm<sup>2</sup> [16 AWG].
- 2 INSULATION RANGE: 2 WIRES OF 2.92 [.115] MAX DIA EACH, STACKED.
- 3 DIMENSIONS IN BRACKETS ARE IN INCHES.



PRE-TIN	PH.BRONZE	350557-4
PRE-TIN	BRASS	350557-1
FINISH	MATERIAL	PART NO

THIS DRAWING IS A CONTROLLED DOCUMENT.		DRW	SACHAVENDRA	230C12008
DIMENSIONS:		CHK	CASH_CHRIS	230C12008
mm [INCHES]	TOLERANCES UNLESS OTHERWISE SPECIFIED:	APP	CASH_CHRIS	230C12008
0 PLG	±	PRODUCT SPEC		
1 PLG	±	APPLICATION SPEC		
2 PLG	±	WEIGHT		
3 PLG	± 0.01			
4 PLG	± 0.01			
ANGLES	± 1°			
MATERIAL	SEE TABLE	SIZE	A2	00779
FINISH	SEE TABLE	DRW NO	C=350557	
		RESTRICTED TO		
		CUSTOMER DRAWING	SCALE	5:1
			SHEET	1 of 1
			REV	H